



# Einhell

# EXPERT

## POWER X-CHANGE

Cordless Push Sweeper

**TE-SW 18/610 Li-Solo**

**Item No.: 2352040**

Ident No.: 11019

Bar Code: 4006825649246

The Einhell TE-SW 18/610 Li-Solo cordless mechanical sweeper is a member of the flexible PXC family. The battery and charger are available separately. The cordless machine needs one 18 V rechargeable battery. The mechanical sweeper assists on sweeping work, enabling you to sweep up without strain or effort using a battery-assisted brush-drive, right up to the edges thanks to the brushes positioned on the side. Especially for sweeping up large areas at up to 1,800 m<sup>2</sup> per hour thanks to the 610 mm sweeping width, it makes light work of keeping large yards tidy. The On/Off switch is located on the handle itself. For easy handling it has large swivel rollers and an ergonomic shape. Complete with a 20 liter dirt tank that can be set down.

## Features & Benefits

- A member of the Power X-Change family, 1x18V battery required
- Sweeping up without effort using battery-assisted brush-drive
- Cleaning areas up to 1800m<sup>2</sup>/h thanks to a sweeping width of 610mm
- Reaches every edge with the brush positioned on the side
- Incl. high-quality 20 l dirt tank that can be set down securely
- Base area and adjustable guides for easy storage
- Removable lip for sweeping in very uneven areas
- Comfortable handling with On/Off switch on the handle
- Swivel rollers for easy handling whatever the surface
- Comfortable transport thanks to large wheels and ergonomic design
- Supplied without battery and charger (available separately)




## Technical Data


- |                     |                        |
|---------------------|------------------------|
| - Power             | 18 V                   |
| - Catcher           | 20 L                   |
| - Sweeping capacity | 1800 m <sup>2</sup> /h |
| - Work width        | 610 mm                 |

## Logistic Data


- |  |                    |
|--|--------------------|
| - Product weight (kg)                  | 10.3               |
| - Gross weight (kg)                    | 12.85              |
| - Dimensions single packaging          | 709 x 509 x 309 mm |
| - Pieces per export carton             | 1 Pieces           |
| - Gross weight of export carton        | 12.25 kg           |
| - Dimensions export carton             | 700 x 505 x 295 mm |
| - Container quantities (20"/40"/40"HC) | 245   497   568    |



SIDE POSITIONED BRUSHES & BATTERY POWERED



FOLDABLE & HEIGHT-ADJUSTABLE



POWER SWITCH ON THE HANDLE



BIG TANK FOR THE DIRT



REMOVABLE LIP





Kein Feuer, kein Rauchen - Kein Lagerort offen  
Nicht in der Nähe von - Nicht in der Nähe von  
Kein Lagerort offen - Keine Lagerung offen  
Kein Lagerort offen - Keine Lagerung offen

**18 V**

**1800 m<sup>2</sup>**

**610 mm**

# Battery-Running-Times

One Battery for All	 cleaning <sup>1</sup> (m <sup>2</sup> )	 cleaning <sup>2</sup> (min.)
1.5 Ah	650	21
2.0 Ah	850	27
2.5 Ah	1050	34
3.0 Ah	1300	41
4.0 Ah	1700	55
5.2 Ah	2200	72
6.0 Ah	2550	83
8.0 Ah	3400	110

**Test setup:**

1) no-load

2) no-load