

GB Operating Instructions  
Right-angle Grinder

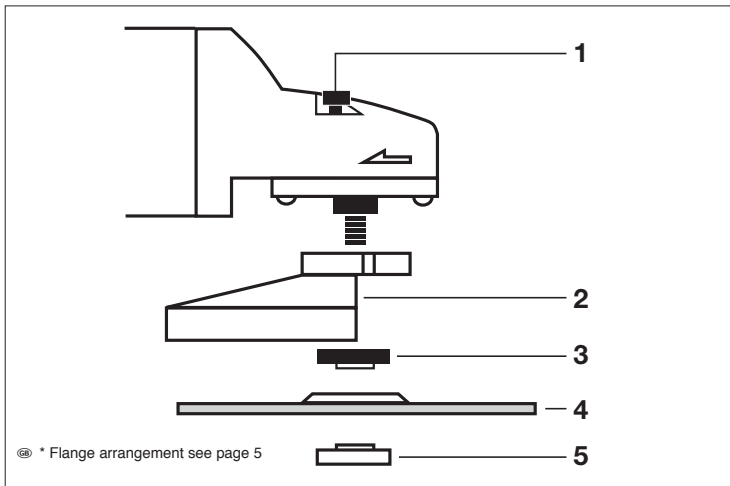
**Einhell**<sup>®</sup>



Art.-Nr.: 44.303.19

I.-Nr.: 01013

**BWS 125/850-2**



- ©
- 1 Spindle catch
- 2 Guard
- 3 Clamping flange \*
- 4 Grinding wheel
- 5 Flange nut \*

## General safety and accident prevention regulations

To work safely with this machine and to prevent accidents it is imperative to read the following safety regulations and operating instructions in full and to put all the information into practice.

- Always check the machine, the power cable and the plug before use. Only ever use the machine if it is in perfect, undamaged condition. Damaged parts are to be repaired or replaced immediately by a qualified electrician.
- Always pull the plug out of the power socket before carrying out any work on the machine, before changing the grinding tool and in periods of non-use.
- Always run the power cable away from the back of the machine to guard it from damage.
- For outdoors work use only suitably approved extension cables with a minimum conductor cross section of 1.5 mm<sup>2</sup>. The plug connectors must have earthing contacts and be rain-water-proof.
- Keep the machine in a safe place and out of the reach of children.
- Always wear goggles, safety gloves and ear muffs when using the machine for grinding, brushing and cutting purposes. Wear a breathing mask on dusty jobs.
- For safety reasons the right-angle grinder is only to be used with the guard hood and the additional handle fitted in place.
- Secure the workpiece (with a clamp) so that it cannot slip.
- It is imperative to use a dust extractor when working on stone (cutting or grinding). Make sure the dust extractor is approved for stone dust.
- **It is prohibited to use the machine on asbestos materials.**  
Please note the accident prevention regulations in force in your country.
- **Caution! Risk of fire!** Make sure there are no combustible materials within the maximum radius of flying sparks when you are cutting and grinding materials.
- Use only original spare parts.
- Repairs are to be carried out by qualified electricians only.
- The level of noise at the workplace may exceed 85 dB(A). In this case you will need to introduce noise protection measures for the user. The noise produced by this electric tool is measured in accordance with IEC 59 CO 11, IEC 704, DIN 45635 Part 21, NFS 31-031 (84/537/EEC).
- Make sure of your footing. Avoid abnormal working positions.
- Keep your electric tool out of the rain. Never use electric tools in wet or damp conditions, and never use them near inflammable liquids.
- Never carry the machine by its power cable. Keep the power cable safe from damage. Oil, solvent and sharp edges can damage cables.
- Keep your workplace tidy.
- Make sure the power switch is off before inserting the plug in the socket.
- Wear suitable clothing. Never wear loose-fitting clothes or jewelry. Use a hair-net on long hair.
- For your own safety, use only the manufacturer's accessories and attachments.
- Vibration measured according ISO 5349.

**GB**

## Operating instructions for right-angle grinders

The machine is light, handy, totally insulated and designed in compliance with the international specifications CEE 20. Provided it is serviced as described in these instructions, the machine will serve you for a long time.

### VOLTAGE

Before you use the machine for the first time, check that the voltage marked on the rating plate is the same as your mains voltage. Under no circumstances is the mains voltage to differ from the rated voltage by more than 10%.

### SWITCH

To help prevent accidents, the right-angle grinder is equipped with a safety switch. To turn on the machine, push the switch forward and push down until it latches in place. To turn the right-angle grinder off, push the switch down. It will then jump back to its original position.

### REPLACING THE GRINDING WHEEL

**Pull out the power plug.**



Simple wheel change by spindle lock: Press the spindle lock and allow the grinding wheel to latch in place. Open the flange nut with the face spanner. Change the grinding or cutting wheel and tighten the flange nut with the face spanner.

**Important! Only ever press the spindle lock when the motor and grinding spindle are at a standstill!**

**You must keep the spindle lock pressed while you change the wheel!**

For grinding or cutting wheels up to approx. 3 mm thick, screw on the flange nut with the flat side facing the grinding or cutting wheel.

### TEST RUN FOR NEW GRINDING WHEELS

Allow the right-angle grinder to run in idle for at least 1 minute with the grinding or cutting wheel fitted in place. Vibrating wheels are to be replaced immediately.

### MOTOR

It is vital for the motor to be well ventilated during operation. Be sure, therefore, to keep the ventilation holes clean at all times.

### CARBON BRUSHES

Carbon brushes that are burned, broken or shorter than 5 mm are to be replaced by original replacement brushes. Always replace the carbon brushes in pairs.

### GRINDING WHEELS

Never use a grinding or cutting wheel bigger than the specified diameter.

Before using a grinding or cutting wheel, check its rated speed. The wheel's rated speed must be higher than the idle speed of the right-angle grinder.

Use only grinding and cutting wheels that are approved for a minimum speed of 11,000 rpm and a peripheral speed of 80 m/sec.

### OPERATING MODES

#### Rough grinding:

For the best rough grinding results, hold the grinding wheel at an angle of between 30° and 40° to the workpiece surface and guide back and forth over the workpiece in steady movements.

#### Cutting:

When you use the right-angle grinder for cutting purposes, avoid tilting it in the cutting plane. The cutting wheel must have a clean cutting edge. A diamond cutting wheel is best used to cut hard stone.

It is prohibited to use the machine on asbestos materials!

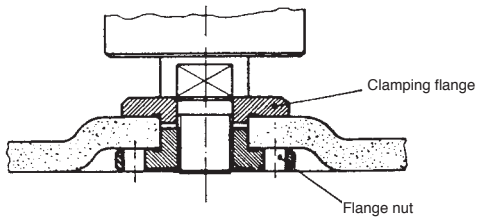
Never use a cutting wheel for rough grinding.

### TECHNICAL DATA

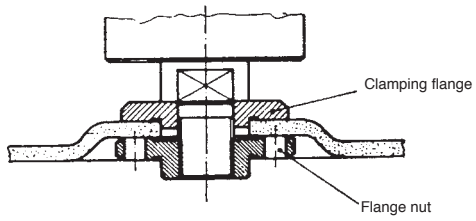
Nominal voltage:	230 V ~ 50 Hz
Power consumption:	850 W
Idle speed:	11.000 rpm
Max. wheel diameter:	125 mm
Drive spindle thread:	M 14
Sound pressure level LPA:	85,9 dB(A)
Sound power level LWA:	98,6 dB(A)
Vibration $\bar{a}_w$	< 8,9 m/s <sup>2</sup>
Weight	2,3 kg
Totally insulated	II /

**Flange arrangements when using grinding wheels and cutting wheels**

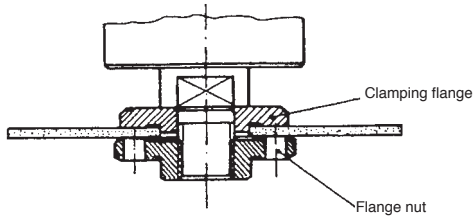
**1** Flange arrangement when using a depressed-centre or straight grinding wheel



**2** Flange arrangement when using a depressed-centre cutting wheel



**3** Flange arrangement when using a straight cutting wheel



- EG Konformitätserklärung
- EC Declaration of Conformity
- Déclaration de Conformité CE
- EC Conformiteitsverklaring
- Declaracion CE de Conformidad
- Declaração de conformidade CE
- EC Konformitetsförklaring
- EC Yhdenmukaisuusilmoitus
- EC Konformitetserklæring
- EC Заявление о конформности
- Dichiarazione di conformità CE
- Declarație de conformitate CE
- AT Uygunluk Deklarasyonu

# Einhell®

- GR EC Δήλωση περι της ανταπόκρισης
- I Dichiarazione di conformità CE
- DK EC Overensstemmelseerklæring
- CZ EU prohlášení o konformitě
- H EU Konformitási nyilatkozás
- SLN EU Izjava o skladnosti
- PL Oświadczenie o zgodności z normami Europejskiej Wspólnoty
- SK Vyhásenie EU o konformite



## Winkelschleifer BWS 125/850-2

Der Unterzeichnende erklärt in Namen der Firma die Übereinstimmung des Produktes.

The undersigned declares in the name of the company that the product is in compliance with the following guidelines and standards.

Le soussigné déclare au nom de l'entreprise la conformité du produit avec les directives et normes suivantes.

De ondertekenaar verklaart in naam van de firma dat het product overeenstemt met de volgende richtlijnen en normen.

El abajo firmante declara, en el nombre de la empresa, la conformidad del producto con las directrices y normas siguientes.

O signatário declara em nome da firma a conformidade do produto com as seguintes directivas e normas.

Undertecknad förklarar i firmans namn att produkten överensstämmer med följande direktiv och standarder.

Allskriftövertagit ilmoittaa liikkeen nimissä, että tuote vastaa seuraavia direktiivejä ja standardeja:

Undertegnede erklærer på vegne av firmaet at produktet samsvarer med følgende direktiver og normer.

Подписавшийся подтверждает от имени фирмы, что настоящее изделие соответствует требованиям следующих нормативных документов.

Az aláíró kijelenti, a cég nevében a termék megegyezését a következő irányvonalakkal és normákkal.

Subsemnatul declară în numele firmei că produsul corespunde următoarelor directive și standarde.

Imzalatyan kisi, firma adına ürünüň aşagıda anılan ýönetmeliklere we normlara uýgun oňuşgunu beýan eder.

Ev ondymati της εταιρείας δηλώνει ο υπογεγραμμένος την συμμόρφωση του προϊόντος προς τους ακόλουθους κανονισμούς και τα ακόλουθα πρότυπα.

Il sottoscritto dichiara a nome della ditta la conformità del prodotto con le direttive e le norme seguenti.

På firmaets vegne erklærer undertegnede, at produktet imødekommer kravene i følgende direktiver og normer.

Niže podpisani imenom firme prolašuje, že výrobek odpovídá následujícím směrnici a normám.

Az aláíró kijelenti, a cég nevében a termék megegyezését a következő irányvonalakkal és normákkal.

Podpisani izjavljam v imenu podjetja, da je proizvod v skladnosti s sledečimi smernicami in standardi.

Niżej podpisany oświadcza w imieniu firmy, że produkt jest zgodny z następującymi wytycznymi i normami.

Podpisujući zavezno prehlásuje v mene firme, že tento výrobek je v súlade s nasledovnými smernicami a normami.

<input checked="" type="checkbox"/> 98/37/EG	<input type="checkbox"/> 89/686/EWG	ISC GmbH Eschenstraße 6 D-94405 Landau/Isar
<input checked="" type="checkbox"/> 73/23/EWG	<input type="checkbox"/> 87/404/EWG	
<input type="checkbox"/> 97/23/EG	<input type="checkbox"/> R&TTED 1999/5/EG	
<input checked="" type="checkbox"/> 89/336/EWG	<input type="checkbox"/> 2000/14/EG: L <sub>WM</sub> .....dB(A); L <sub>WA</sub> .....dB(A)	
<input type="checkbox"/> 90/396/EWG		

EN 50144-1; EN 50144-2-3; EN 55014-1; EN 55014-2; EN 61000-3-2; EN 61000-3-3

Landau/Isar, den 01.07.2003

*Brunhölzl*  
Brunhölzl

Leiter Produkt-Management

*Karg*  
Karg

Produkt-Management

Archivierung / For archives:

4430318-46-4155050-E

## GARANTIEURKUNDE

Wir gewähren Ihnen zwei Jahre Garantie gemäß nachstehenden Bedingungen. Die Garantiezeit beginnt jeweils mit dem Tag der Lieferung, der durch Kaufbeleg, wie Rechnung, Lieferschein oder deren Kopie, nachzuweisen ist. Innerhalb der Garantiezeit beseitigen wir alle Funktionsfehler am Gerät, die nachweisbar auf mangelhafte Ausführung oder Materialfehler zurückzuführen sind. Die dazu benötigten Ersatzteile und die anfallende Arbeitszeit werden nicht berechnet.

**Ausschluß:** Die Garantiezeit bezieht sich nicht auf natürliche Abnutzung oder Transportschäden, ferner nicht auf Schäden, die infolge Nichtbeachtung der Montageanleitung und nicht normgemäßer Installation entstanden. Der Hersteller haftet nicht für indirekte Folge- und Vermögensschäden.

Durch die Instandsetzung wird die Garantiezeit nicht erneuert oder verlängert. Bei Garantieanspruch, Störungen oder Ersatzteilbedarf wenden Sie sich bitte an.

ISC GmbH - International Service Center  
Eschenstraße 6 · D-94405 Landau/Isar (Germany)  
Info-Tel. 0190-145 048 (62 Ct/Min.) · Telefax 0 99 51-26 10 und 52 50  
Service- und Infoserver: <http://www.isc-gmbh.info>

### ® WARRANTY CERTIFICATE

The guarantee period begins on the sales date and is valid for 2 years.


























Responsibility is assumed for faulty construction or material or functional defects.

Any necessary replacement parts and necessary repair work are free of charge.

We do not assume responsibility for consequential damage.

Your customer service partner

Technical changes subject to change

- 
- 
**D** ISC GmbH  
 Eschenstraße 6  
**D-94405 Landau/Isar**  
 Tel. (0190) 145 048, Fax (099 51) 2610 u. 5250
  - 
**A** Hans Einhell Österreich Gesellschaft m.b.H.  
 Mühlgasse 1  
**A-2353 Guntramsdorf**  
 Tel. (02236) 53516, Fax (02236) 52369
  - 
**CH** Fubag International  
 St. Gallerstraße 182  
**CH-8405 Winterthur**  
 Tel. (052) 2358787, Fax (052) 2358700
  - 
**GB** Einhell UK Ltd  
 Morpeth Wharf  
 Twelve Quays  
 Birkenhead, Wirral  
**CH 41 1NG**  
 Tel. 0151 6491500, Fax 0151 6491501
  - 
**F** Pour toutes informations ou service après  
 vente, merci de prendre contact avec votre  
 revendeur.
  - 
**NL** Einhell Benelux  
 Veldsteen 44  
**NL-4815 PK Breda**  
 Tel. 076 5986470, Fax 076 5986478
  - 
**B** Einhell Benelux  
 Veldsteen 44  
**NL-4815 PK Breda**  
 Tel. 076 5986470, Fax 076 5986478
  - 
**E** Comercial Einhell S.A.  
 Antonio Cabezon, N° 83 Planta 3a  
**E-28034 Fuencarral Madrid**  
 Tel. 91 7294888, Fax 91 3581500
  - 
**P** Einhell Iberica  
 Rua da Aldeia , 225 Apartado 2100  
**P-4405-017 Arcozelo VNG**  
 Tel. 022 0917500 Fax 022 0917527
  - 
**I** Einhell Italia s.r.l.  
 Via Marconi, 16  
**I-22070 Beregazzo (Co)**  
 Tel. 031 992080, Fax 031 992084
  - 
**DK** Einhell Skandinavia  
 Bergsoevej 36  

**S** **DK-8600 Silkeborg**  
 Tel. 087 201200, Fax 087 201203
  - 
**FIN** Sähkötalo Harju OY  
 Korjaamokatu 2  
 FIN-33840 Tampere  
 Tel. 03 2345000, Fax 03 2345040
  - 
**PL** Einhell Polska sp. Z.o.o.  
 Ul. Miedzyleska 2-6  
**PL-50-554 Wroclaw**  
 Tel. 071 3346508, Fax 071 3346503
  - 
**H** Einhell Hungaria Ltd.  
 Vajda Peter u. 12  
**H 1089 Budapest**  
 Tel. 01 3039401, Fax 01 2101179
  - 
**TR** Semak  
 makina ticaret ve sanayi ltd. sti.  
 Altay Cesme Mah. Yasemin Sok. No: 19  
**TR 34843 Maltepe - Istanbul**  
 Tel. 0216 4594865, Fax 0216 4429325
  - 
**RO** Novatech S.R.L.  
 Bd.Lasar Catargiu 24-26  
 S.C. A Ap. 9 Sector 1  
**RO 75 121 Bucharest**  
 Tel. 021 4104800, Fax 021 4103568
  - 
**CZ** Poker Plus S.R.O.  
 Areal Vu Bechovice  
 Budava 10B  
**CZ-19011 Praha - Bechovice 911**  
**TEL.+FAX 02579 10204**
  - 
**BG** Einhell Bulgarien  
 34 A, Stefan Stambolov Str.  
 Apt. 4  
**BG 9000 Varna**  
 Tel. 052 605254, Fax 052 605822
  - 
**SI** Luma Trading d.o.o.  
 Ljubljanska 39  
**SLO-4000 Kranj**  
 Tel- 064 355330, Fax 064 2355333
  - 
**HR** Einhell Croatia d.o.o.  
 Velika Ves 2  
**HR 49224 Lepajci**  
 Tel 049/342 444, Fax 049 342-392
  - 
**YU** MP Trading d.o.o.  
 Cika Ljubina 8/IV  
**YU 11000 Beograd**
  - 
**GR** An. Mavrofidopoulos S.A.  
 Technical & Commercial company  
 12, Papastratou & Asklipiou Str.  
**GR 18545 Piräus**  
 Tel 0210 4136155, Fax 0210 4137692
  - 
**RU** Bermas  
 Altufyevskoye shosse, 2A  
**RUS 127273 Moscow**  
 Tel 095 3639580, Fax 095 3639581
- 