

### Service information

We have competent service partners in all countries named on the guarantee certificate whose contact details can also be found on the guarantee certificate. These partners will help you with all service requests such as repairs, spare and wearing part orders or the purchase of consumables. Please note that the following parts of this product are subject to normal or natural wear and that the following parts are therefore also required for use as consumables.



Category	Example
Wear parts*	Torch Tip
Consumables*	Wire Spool
Missing parts	

\* Not necessarily included in the scope of delivery!

In the effect of defects or faults, please register the problem on the internet at [www.isc-gmbh.info](http://www.isc-gmbh.info). Please ensure that you provide a precise description of the problem and answer the following questions in all cases:

- Did the equipment work at all or was it defective from the beginning?
- Did you notice anything (symptom or defect) prior to the failure?
- What malfunction does the equipment have in your opinion (main symptom)? Describe this malfunction.

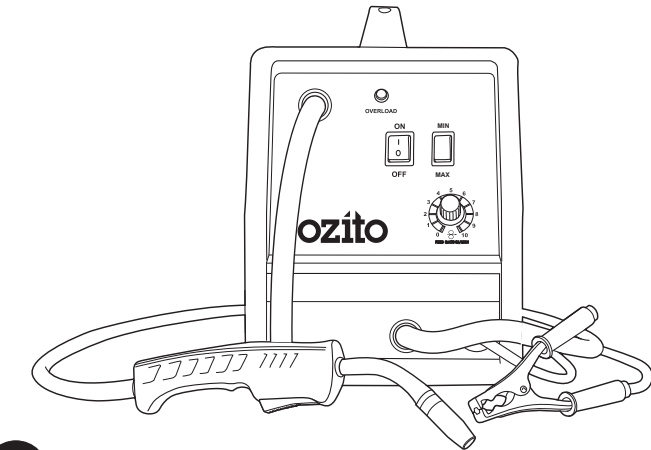
### Declaration of conformity

<b>ISC GmbH · Eschenstraße 6 · D-94405 Landau/Isar</b>		<b>CE</b>
explains the following conformity according to EU directives and norms for the following product		
<b>Mig Welder MWR-090U (Ozito)</b>		
<input type="checkbox"/> 2014/29/EU	<input type="checkbox"/> 2006/42/EC	
<input type="checkbox"/> 2005/32/EC_2009/125/EC	<input type="checkbox"/> Annex IV	Notified Body: Notified Body No.: Reg. No.:
<input type="checkbox"/> 2014/35/EU	<input type="checkbox"/> 2000/14/EC_2005/88/EC	
<input type="checkbox"/> 2006/28/EC	<input type="checkbox"/> Annex V	
<input checked="" type="checkbox"/> 2014/30/EU	<input type="checkbox"/> Annex VI	Noise: measured $L_{WA}$ = dB (A); guaranteed $L_{WA}$ = dB (A) P = KW; L/Ø = cm Notified Body:
<input type="checkbox"/> 2014/32/EU	<input type="checkbox"/> 2012/46/EU	Emission No.:
<input type="checkbox"/> 2014/53/EC		
<input type="checkbox"/> 2014/68/EU		
<input type="checkbox"/> 90/396/EC_2009/142/EC		
<input type="checkbox"/> 89/686/EC_96/58/EC		
<input checked="" type="checkbox"/> 2011/65/EU		
<b>Standard references: EN 60974-1; EN 60974-10</b>		
Landau/Isar, den 16.08.2016	 Weichselgartner/General-Manager	 Mayr/Product-Management
First CE: 16 Art.-No.: 44.722.26 I.-No.: 11016 Subject to change without notice		Archive-File/Record: NAPR014333 Documents registrar: Robert Gehard Wiesenweg 22, D-94405 Landau/Isar



**MWR-090U**

**GB Additional operating & safety instructions Gasless Mig Welder**



**Danger!** - Read the operating instructions to reduce the risk of injury



Do not store or use the equipment in wet conditions or in the rain. Use the equipment only indoors.

The reprinting or reproduction by any other means, in whole or in part, of documentation and papers accompanying products is permitted only with the express consent of the iSC GmbH.

Subject to technical changes

### Items supplied

Please check that the article is complete as specified in the scope of delivery. If parts are missing, please contact our service center or the sales outlet where you made your purchase at the latest within 5 working days after purchasing the product and upon presentation of a valid bill of purchase. Also, refer to the warranty table in the service information at the end of the operating instructions.

- Open the packaging and take out the equipment with care.
- Remove the packaging material and any packaging and/or transportation braces (if available).
- Check to see if all items are supplied.
- Inspect the equipment and accessories for transport damage.
- If possible, please keep the packaging until the end of the guarantee period.

### Danger!

**The equipment and packaging material are not toys. Do not let children play with plastic bags, foils or small parts. There is a danger of swallowing or suffocating!**

### Proper use

The machine is to be used only for its prescribed purpose. Any other use is deemed to be a case of misuse. The user / operator and not the manufacturer will be liable for any damage or injuries of any kind caused as a result of this.

The equipment is to be used only for its prescribed purpose. Any other use is deemed to be a case of misuse. The user / operator and not the manufacturer will be liable for any damage or injuries of any kind caused as a result of this.

Please note that our equipment has not been designed for use in commercial, trade or industrial applications. Our warranty will be voided if the machine is used in commercial, trade or industrial businesses or for equivalent purposes.

### Technical data

Mains connection:.....230 V ~ 50 Hz  
Welding current:..... 60-90 A  
Duty cycle: ..... 20% @ 60A  
Idling voltage:.....31 V  
Wire spool weight:.....0.2 kg to 5 kg  
Welding wire diameter: .....0.8-0.9 mm  
Weight: ..... 18.2 kg

### Important information about the power connection

This equipment falls under Class A of the standard EN 60974-10, i.e. it is not designed for use in residential areas in which the power supply is based on a public low-voltage supply system because given unfavorable conditions in the power supply the equipment may cause interference. If you want to use the equipment in residential areas in the which the power supply is based on a public low-voltage supply system, you must use an electromagnetic filter which reduces the electromagnetic interference to the point where the user no longer notices any disturbance.

In industrial parks or other areas in which the power supply is not based on a public low-voltage supply system the equipment can be used without such a filter.

### Safety clothing

1. While working, the welder must protect his entire body from radiation and burns by wearing suitable clothing and a face guard.
2. Slip-on gloves made of a suitable material (leather) must be worn on both hands. They must be in perfect condition.
3. Suitable aprons must be worn to protect clothing from sparks and burns. A safety suit and, if necessary, head protection must be worn if required by the type of work in question, e.g. overhead welding.
4. The protective clothing used as well as all accessories must be in compliance with the "Personal safety equipment" EU Directive.

### Protection from radiation and burns

1. Provide information about the risk to eyes at the working site in the form of a poster with the wording "Caution – do not look at the flames". Workplaces are to be screened off wherever possible so that personnel in the vicinity are protected. Unauthorized persons are to be kept away from the welding work.
2. The walls in the immediate vicinity of stationary workplaces should not have a light color or a sheen. Windows up to head height are to be protected against radiation passing through them or reflecting off them, for example by coating them with a suitable paint.



For EU countries only

Never place any electric power tools in your household refuse.

To comply with European Directive 2012/19/EC concerning old electric and electronic equipment and its implementation in national laws, old electric power tools have to be separated from other waste and disposed of in an environment-friendly fashion, e.g. by taking to a recycling depot.

Recycling alternative to the return request:  
As an alternative to returning the equipment to the manufacturer, the owner of the electrical equipment must make sure that the equipment is properly disposed of if he no longer wants to keep the equipment. The old equipment can be returned to a suitable collection point that will dispose of the equipment in accordance with the national recycling and waste disposal regulations. This does not apply to any accessories or aids without electrical components supplied with the old equipment.

- The product meets the requirements of EN 60974-10 and is subject to special connection conditions. This means that use of the product at any freely selectable connection point is not allowed.
- Given unfavorable conditions in the power supply the product can cause the voltage to fluctuate temporarily.
- The product is intended solely for use at connection points that
  - a) do not exceed a maximum permitted supply impedance  $Z_{sys} = 0.25 + j 0.25$ , or
  - b) have a continuous current-carrying capacity of the mains of at least 100 A per phase.
- As the user, you are required to ensure, in consultation with your electric power company if necessary, that the connection point at which you wish to operate the product meets one of the two requirements, a) or b), named above.