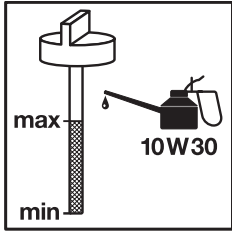


- Ⓓ **Wartungsanleitung
Benzin-Rasenmäher**
- ⒼⒺ **Maintenance Instructions
Petrol Lawn Mower**
- Ⓕ **Instructions d'entretien
Tondeuse à gazon à essence**
- Ⓘ **Istruzioni per la manutenzione
Tosaerba a benzina**
- Ⓐ **Underhållsanvisning
Bensindriven gräsklippare**
- ⒽⒿ ⒸⒾⒻ **Upute za održavanje
Benzinska kosilica za travu**
- ⒶⒶ **Uputstva za održavanje
Benzinska kosilica za travu**
- ⒶⒶ **Onderhoudsinstructies
Benzine gazonmaaier**
- Ⓔ **Instrucciones de mantenimiento
Cortacésped con motor de gasolina**
- Ⓐ **Manual de manutenção
Corta-relvas a gasolina**
- ⒼⒻ **Οδηγίες συντήρησης
Χλοκοπτικό βενζίνας**
- ⒶⒶ **Bakım Talimatı
Benzin Motorlu Çim Biçme Makinesi**




Vor dem Start:

Öl Check:



Tankfüllung prüfen:



Wartungsintervalle:

Gerät gekauft am (Datum): _____

	Intervall	Durchgeführt (Jahr)									
		20__	20__	20__	20__	20__	20__	20__	20__	20__	20__
Ölwechsel	1 mal jährlich (vor Saisonbeginn)	<input type="checkbox"/>	<input type="checkbox"/>	<input type="checkbox"/>	<input type="checkbox"/>	<input type="checkbox"/>	<input type="checkbox"/>	<input type="checkbox"/>	<input type="checkbox"/>	<input type="checkbox"/>	<input type="checkbox"/>
Luftfilter reinigen/erneuern	1 mal jährlich (vor Saisonbeginn)	<input type="checkbox"/>	<input type="checkbox"/>	<input type="checkbox"/>	<input type="checkbox"/>	<input type="checkbox"/>	<input type="checkbox"/>	<input type="checkbox"/>	<input type="checkbox"/>	<input type="checkbox"/>	<input type="checkbox"/>
Zündkerze erneuern	Alle 2 Jahre (vor Saisonbeginn)	<input type="checkbox"/>	<input type="checkbox"/>	<input type="checkbox"/>	<input type="checkbox"/>	<input type="checkbox"/>	<input type="checkbox"/>	<input type="checkbox"/>	<input type="checkbox"/>	<input type="checkbox"/>	<input type="checkbox"/>

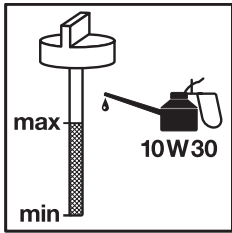
Fehlersuche:

Störung/Problem	Behebung
Motor springt nicht an	<ul style="list-style-type: none"> - Benzin auftanken - Benzinhahn öffnen (falls vorhanden) - Bremshebel drücken - Gashebel auf richtige Stelle - Zündkerze erneuern
Schneid/ Motorleistung lässt nach	<ul style="list-style-type: none"> - Schnitthöhe nach oben korrigieren - Auswurfkanal reinigen - Messer schleifen / erneuern (Kundendienst-Werkstatt) - Fangkorb stark verschmutzt
Auffangbox füllt nicht optimal	<ul style="list-style-type: none"> - Korrektur der Schnitthöhe - Rasen abtrocknen lassen - Messer schleifen / erneuern (Kundendienst-Werkstatt)
Fahrtrieb funktioniert nicht (falls vorhanden)	<ul style="list-style-type: none"> - Bowdenzug nachstellen - Keilriemen ausgesprungen / gerissen - Getriebe defekt (Kundendienst-Werkstatt)




Before starting the equipment:

Oil check:



Check the level in the tank:



Maintenance intervals:

Equipment purchased on (date): _____

	Interval	Performed (year)									
		<input type="checkbox"/>	<input type="checkbox"/>	<input type="checkbox"/>	<input type="checkbox"/>	<input type="checkbox"/>	<input type="checkbox"/>	<input type="checkbox"/>	<input type="checkbox"/>	<input type="checkbox"/>	<input type="checkbox"/>
Change the oil	Once a year (before the beginning of the season)	20__	20__	20__	20__	20__	20__	20__	20__	20__	20__
Clean/replace the air filter	Once a year (before the beginning of the season)	20__	20__	20__	20__	20__	20__	20__	20__	20__	20__
Replace the spark plug	Every two years (before the beginning of the season)	20__	20__	20__	20__	20__	20__	20__	20__	20__	20__

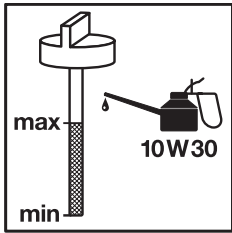
Troubleshooting:

Fault/problem	Remedy
Motor does not start	<ul style="list-style-type: none"> - Refuel - Open the petrol stopcock (if applicable) - Push brake lever - Set the throttle lever to the correct position - Replace spark plug
Cutting/engine performance drops	<ul style="list-style-type: none"> - Raise the cutting height - Clean the ejector chute - Sharpen / replace the blade (customer service center) - Grass box is very dirty
Grass box does not fill up optimally	<ul style="list-style-type: none"> - Adjust the cutting height - Leave the lawn to dry - Sharpen / replace the blade (customer service center)
Drive does not work (if applicable)	<ul style="list-style-type: none"> - Readjust the Bowden wire - V-belt slipped/torn - Gear unit defective (customer service center)


F

Avant le démarrage :

Vérifiez l'huile :



Contrôlez le plein :



Fréquence d'entretien :

Appareil acheté le (date) : _____

	Fréquence	Réalisé (année)									
Vidange d'huile	1 fois par an (avant le début de la saison)	<input type="checkbox"/>	<input type="checkbox"/>	<input type="checkbox"/>	<input type="checkbox"/>	<input type="checkbox"/>	<input type="checkbox"/>	<input type="checkbox"/>	<input type="checkbox"/>	<input type="checkbox"/>	<input type="checkbox"/>
		20__	20__	20__	20__	20__	20__	20__	20__	20__	20__
Nettoyer le filtre à air/ le remplacer	1 fois par an (avant le début de la saison)	<input type="checkbox"/>	<input type="checkbox"/>	<input type="checkbox"/>	<input type="checkbox"/>	<input type="checkbox"/>	<input type="checkbox"/>	<input type="checkbox"/>	<input type="checkbox"/>	<input type="checkbox"/>	<input type="checkbox"/>
		20__	20__	20__	20__	20__	20__	20__	20__	20__	20__
Remplacez la bougie d'allumage	Tous les deux ans (avant le début de la saison)	<input type="checkbox"/>	<input type="checkbox"/>	<input type="checkbox"/>	<input type="checkbox"/>	<input type="checkbox"/>	<input type="checkbox"/>	<input type="checkbox"/>	<input type="checkbox"/>	<input type="checkbox"/>	<input type="checkbox"/>
		20__	20__	20__	20__	20__	20__	20__	20__	20__	20__

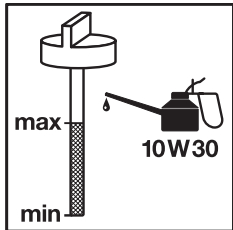
Recherche d'erreurs :

Panne/problème	Dépannage
Le moteur ne démarre pas	<ul style="list-style-type: none"> - Faites le plein d'essence - Ouvrez le robinet d'essence (s'il y en a) - Appuyez sur le levier du frein - Levier de l'accélérateur à la bonne position - Remplacez la bougie d'allumage
La puissance de coupe/du moteur diminue	<ul style="list-style-type: none"> - Corrigez la hauteur de coupe vers le haut - Nettoyez le canal d'éjection - Affûtez les lames/remplacez-les (atelier du service après-vente) - Panier collecteur fortement encrassé
La boîte collectrice ne se remplit pas de façon optimale	<ul style="list-style-type: none"> - Modification de la hauteur de coupe - Laissez sécher le gazon - Affûtez les lames/remplacez-les (à l'atelier du service après-vente)
La transmission ne fonctionne pas (s'il y en a)	<ul style="list-style-type: none"> - Rajustez le câble sous gaine - Courroie trapézoïdale sortie / déchirée - Transmission défectueuse (atelier du service après-vente)




Prima dell'avvio

Controllare l'olio



Controllare che il serbatoio sia pieno



Intervalli di manutenzione

Apparecchio acquistato il (data): _____

	Intervallo	Eseguito (anno)									
		<input type="checkbox"/>	<input type="checkbox"/>	<input type="checkbox"/>	<input type="checkbox"/>	<input type="checkbox"/>	<input type="checkbox"/>	<input type="checkbox"/>	<input type="checkbox"/>	<input type="checkbox"/>	<input type="checkbox"/>
Cambio dell'olio	1 volta all'anno (prima dell'inizio stagione)	20__	20__	20__	20__	20__	20__	20__	20__	20__	20__
Pulizia/ sostituzione filtro dell'aria	1 volta all'anno (prima dell'inizio stagione)	20__	20__	20__	20__	20__	20__	20__	20__	20__	20__
Sostituzione candela di accensione	Ogni 2 anni (prima dell'inizio stagione)	20__	20__	20__	20__	20__	20__	20__	20__	20__	20__

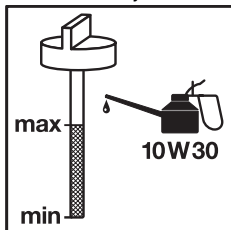
Ricerca degli errori

Anomalia/problema	Soluzione
Il motore non si avvia	<ul style="list-style-type: none"> - Riempite di benzina - Aprite il rubinetto della benzina (se presente) - Premete la leva del freno - Portate la leva dell'acceleratore sulla posizione esatta - Sostituite la candela di accensione
Prestazione di taglio/del motore ridotta	<ul style="list-style-type: none"> - Correggete l'altezza di taglio verso l'alto - Pulite il canale di scarico - Affilate/sostituite le lame (officina del servizio assistenza clienti) - Cestello di raccolta molto sporco
Il cestello di raccolta non si riempie in modo ottimale	<ul style="list-style-type: none"> - Correzione dell'altezza di taglio - Attendete che il prato sia asciutto - Affilate/sostituite le lame (officina del servizio assistenza clienti)
Il dispositivo di avanzamento non funziona (se presente)	<ul style="list-style-type: none"> - Regolate il cavo flessibile - La cinghia trapezoidale è saltata fuori/rotta - Ingranaggio difettoso (officina del servizio assistenza clienti)


S

Innan maskinen startas:

Kontrollera oljan:



Kontrollera bränsletanken:

**Underhållsintervall:**

Maskinen köptes den (datum): _____

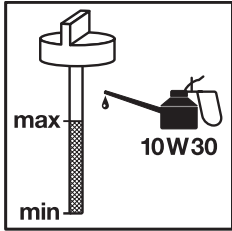
	Intervall	Genomfört (år)									
Oljebyte	1 gång/år (innan säsongen börjar)	<input type="checkbox"/>	<input type="checkbox"/>	<input type="checkbox"/>	<input type="checkbox"/>	<input type="checkbox"/>	<input type="checkbox"/>	<input type="checkbox"/>	<input type="checkbox"/>	<input type="checkbox"/>	<input type="checkbox"/>
		20__	20__	20__	20__	20__	20__	20__	20__	20__	20__
Rengöra/ byta ut luftfiltret	1 gång/år (innan säsongen börjar)	<input type="checkbox"/>	<input type="checkbox"/>	<input type="checkbox"/>	<input type="checkbox"/>	<input type="checkbox"/>	<input type="checkbox"/>	<input type="checkbox"/>	<input type="checkbox"/>	<input type="checkbox"/>	<input type="checkbox"/>
		20__	20__	20__	20__	20__	20__	20__	20__	20__	20__
Byta ut tändstiftet	Vartannat år (innan säsongen börjar)	<input type="checkbox"/>	<input type="checkbox"/>	<input type="checkbox"/>	<input type="checkbox"/>	<input type="checkbox"/>	<input type="checkbox"/>	<input type="checkbox"/>	<input type="checkbox"/>	<input type="checkbox"/>	<input type="checkbox"/>
		20__	20__	20__	20__	20__	20__	20__	20__	20__	20__

Felsökning:


Störning/problem	Åtgärder
Motorn startar inte	<ul style="list-style-type: none"> - Fyll på bensin - Öppna bensinkranen (om sådan finns) - Tryck in bromsspaken - Ställ gasspaken i rätt läge - Byt ut tändstiftet
Klippnings-/motorprestandan avtar	<ul style="list-style-type: none"> - Korrigera klippningshöjden uppåt - Rengör utkastningskanalen - Slipa/byt ut kniven (kundtjänstverkstad) - Gräsupsamlaren starkt nedsmutsad
Gräsupsamlaren fylls inte optimalt	<ul style="list-style-type: none"> - Korrigera klippningshöjden - Låt gräsmattan torka - Slipa/byt ut kniven (kundtjänstverkstad)
Hjuldriften fungerar inte (om sådan finns)	<ul style="list-style-type: none"> - Ställ in bowdenkabeln - Kilremmen har lossnat/spruckit - Växelns defekt (kundtjänstverkstad)

Prije pokretanja:

Kontrola ulja



Provjeriti napunjenost tanka:



Intervali održavanja:

Uređaj kupljen (datum): _____

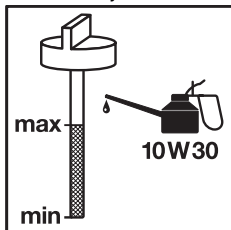
	Interval	Izvršeno (godina)									
		<input type="checkbox"/>	<input type="checkbox"/>	<input type="checkbox"/>	<input type="checkbox"/>	<input type="checkbox"/>	<input type="checkbox"/>	<input type="checkbox"/>	<input type="checkbox"/>	<input type="checkbox"/>	<input type="checkbox"/>
Zamjena ulja	1 put godišnje (prije početka sezone)	<input type="checkbox"/>	<input type="checkbox"/>	<input type="checkbox"/>	<input type="checkbox"/>	<input type="checkbox"/>	<input type="checkbox"/>	<input type="checkbox"/>	<input type="checkbox"/>	<input type="checkbox"/>	<input type="checkbox"/>
		20__	20__	20__	20__	20__	20__	20__	20__	20__	20__
Čišćenje/ zamjena filtra za zrak	1 put godišnje (prije početka sezone)	<input type="checkbox"/>	<input type="checkbox"/>	<input type="checkbox"/>	<input type="checkbox"/>	<input type="checkbox"/>	<input type="checkbox"/>	<input type="checkbox"/>	<input type="checkbox"/>	<input type="checkbox"/>	<input type="checkbox"/>
		20__	20__	20__	20__	20__	20__	20__	20__	20__	20__
Zamjena svjeće	Svake 2 godine (prije početka sezone)	<input type="checkbox"/>	<input type="checkbox"/>	<input type="checkbox"/>	<input type="checkbox"/>	<input type="checkbox"/>	<input type="checkbox"/>	<input type="checkbox"/>	<input type="checkbox"/>	<input type="checkbox"/>	<input type="checkbox"/>
		20__	20__	20__	20__	20__	20__	20__	20__	20__	20__

Traženje grešaka:


Smetnja/problem	Uklanjanje
Motor ne pali	<ul style="list-style-type: none"> - napuniti benzin - otvoriti pipac benzin (ako postoji) - pritisnuti polugu kočnice - poluga gasa na točnom položaju - zamijeniti svjećicu
Slabi učin rezanja / snaga motora	<ul style="list-style-type: none"> - korigirati visinu rezanja prema gore - očistiti kanal za izbacivanje - nabrusiti / zamijeniti nož (servisna radionica) - sabirna košara je jako zaprljana
Sabirna kutija ne puni se optimalno	<ul style="list-style-type: none"> - korekcija visine rezanja - pustiti da se trava osuši - nabrusiti / zamijeniti nož (servisna radionica)
Ne funkcioniira pogon za kretanje (ako postoji)	<ul style="list-style-type: none"> - podesiti Bowden sajlu - iskočio je / pokidan je klinasti remen - neispravan prijenosnik (servisna radionica)

RS**Pre startovanja:**

Kontrola ulja:



Proveriti nivo u rezervoaru:

**Intervali održavanja:**

Uređaj kupljen (datum): _____

	Interval	Sprovedeno (godina)									
		<input type="checkbox"/>	<input type="checkbox"/>	<input type="checkbox"/>	<input type="checkbox"/>	<input type="checkbox"/>	<input type="checkbox"/>	<input type="checkbox"/>	<input type="checkbox"/>	<input type="checkbox"/>	<input type="checkbox"/>
Izmena ulja	1 put godišnje (pre početka sezone)	<input type="checkbox"/>	<input type="checkbox"/>	<input type="checkbox"/>	<input type="checkbox"/>	<input type="checkbox"/>	<input type="checkbox"/>	<input type="checkbox"/>	<input type="checkbox"/>	<input type="checkbox"/>	<input type="checkbox"/>
		20__	20__	20__	20__	20__	20__	20__	20__	20__	20__
Čišćenje/zamena vazdušnog filtera	1 put godišnje (pre početka sezone)	<input type="checkbox"/>	<input type="checkbox"/>	<input type="checkbox"/>	<input type="checkbox"/>	<input type="checkbox"/>	<input type="checkbox"/>	<input type="checkbox"/>	<input type="checkbox"/>	<input type="checkbox"/>	<input type="checkbox"/>
		20__	20__	20__	20__	20__	20__	20__	20__	20__	20__
Zamjena svjećice	Svake 2 godine (pre početka sezone)	<input type="checkbox"/>	<input type="checkbox"/>	<input type="checkbox"/>	<input type="checkbox"/>	<input type="checkbox"/>	<input type="checkbox"/>	<input type="checkbox"/>	<input type="checkbox"/>	<input type="checkbox"/>	<input type="checkbox"/>
		20__	20__	20__	20__	20__	20__	20__	20__	20__	20__

Traženje grešaka:


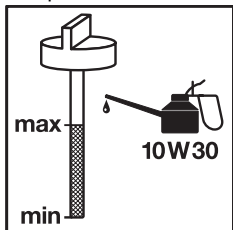
Smetnja/problem	Uklanjanje
Motor ne pali	<ul style="list-style-type: none"> - sipate benzin - otvoriti ventil za benzin (ako postoji) - pritisnuti polugu kočnice - staviti polugu za gas na tačan položaj - zameniti svećicu
Slabi snaga rezanja/snaga motora	<ul style="list-style-type: none"> - korigovati visinu rezanja prema gore - očistiti kanal za izbacivanje - nabrusiti/zameniti nož (servisna radionica) - jako zaprljana korpa za sakupljanje
Kutija za sakupljanje ne puni se optimalno	<ul style="list-style-type: none"> - korigovanje visine rezanja - ostaviti da se trava osuši - nabrusiti/zameniti nož (servisna radionica)
Ne funkcioniše pogon za kretanje (ako postoji)	<ul style="list-style-type: none"> - podesiti Bowden sajlu - iskočio je / pokidan je klinasti kaiš - kvar na prenosniku (servisna radionica)



Vóór de start:

Oliepeil controleren:

Tankvulling controleren:



Onderhoudsintervallen:

Toestel gekocht op (datum): _____

	Interval	Uitgevoerd (jaar)									
		<input type="checkbox"/>	<input type="checkbox"/>	<input type="checkbox"/>	<input type="checkbox"/>	<input type="checkbox"/>	<input type="checkbox"/>	<input type="checkbox"/>	<input type="checkbox"/>	<input type="checkbox"/>	<input type="checkbox"/>
Verversen van de olie	eenmaal jaarlijks (voor begin van het seizoen)	20__	20__	20__	20__	20__	20__	20__	20__	20__	20__
Luchtfilter schoonmaken /vervangen	eenmaal jaarlijks (voor begin van het seizoen)	20__	20__	20__	20__	20__	20__	20__	20__	20__	20__
Bougie vervangen	om de 2 jaar (voor begin van het seizoen)	20__	20__	20__	20__	20__	20__	20__	20__	20__	20__

Foutopsporing:


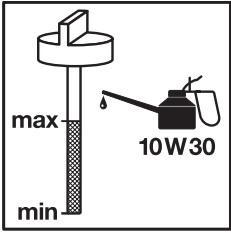
Storing/probleem	Verhelpen
Motor slaat niet aan	<ul style="list-style-type: none"> - Tank met benzine vullen - Benzinekraan opendraaien (indien aanwezig) - Remhendel drukken - Gashendel in de juiste stand - Bougie vervangen
Snij-/motorvermogen vermindert	<ul style="list-style-type: none"> - Snijhoogte naar boven corrigeren - Uitwerpkanaal reinigen - Mes slijpen/vervangen (serviceplaats) - Opvangkorf erg vervuild
Opvangbox wordt niet optimaal gevuld	<ul style="list-style-type: none"> - Correctie van de snijhoogte - Gazon laten drogen - Mes slijpen/vervangen (serviceplaats)
Rijaandrijving werkt niet (indien aanwezig)	<ul style="list-style-type: none"> - Bowdenkabel bijregelen - V-snaar weggesprongen/gebroken - Transmissie defect (serviceplaats)



Antes de la puesta en marcha:

Control de aceite:

Comprobar el nivel del depósito:



Intervalos de mantenimiento:

Aparato comprado el (fecha): _____

	Intervalo	Realizado (año)									
		<input type="checkbox"/>	<input type="checkbox"/>	<input type="checkbox"/>	<input type="checkbox"/>	<input type="checkbox"/>	<input type="checkbox"/>	<input type="checkbox"/>	<input type="checkbox"/>	<input type="checkbox"/>	<input type="checkbox"/>
Cambiar el aceite	1 vez al año (antes del inicio de temporada)	<input type="checkbox"/>	<input type="checkbox"/>	<input type="checkbox"/>	<input type="checkbox"/>	<input type="checkbox"/>	<input type="checkbox"/>	<input type="checkbox"/>	<input type="checkbox"/>	<input type="checkbox"/>	<input type="checkbox"/>
		20__	20__	20__	20__	20__	20__	20__	20__	20__	20__
Limpiar/ cambiar filtro del aire	1 vez al año (antes del inicio de temporada)	<input type="checkbox"/>	<input type="checkbox"/>	<input type="checkbox"/>	<input type="checkbox"/>	<input type="checkbox"/>	<input type="checkbox"/>	<input type="checkbox"/>	<input type="checkbox"/>	<input type="checkbox"/>	<input type="checkbox"/>
		20__	20__	20__	20__	20__	20__	20__	20__	20__	20__
Cambiar bujía de encendido	Cada 2 años (antes del inicio de temporada)	<input type="checkbox"/>	<input type="checkbox"/>	<input type="checkbox"/>	<input type="checkbox"/>	<input type="checkbox"/>	<input type="checkbox"/>	<input type="checkbox"/>	<input type="checkbox"/>	<input type="checkbox"/>	<input type="checkbox"/>
		20__	20__	20__	20__	20__	20__	20__	20__	20__	20__

Localización de averías:


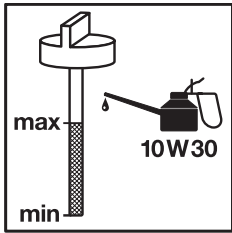
Avería/problema	Subsanación
El motor no arranca	<ul style="list-style-type: none"> - Repostar - Abrir llave de gasolina (si procede) - Pulsar palanca de freno - Acelerador en la posición correcta - Cambiar bujía de encendido
Potencia de corte/motor disminuye	<ul style="list-style-type: none"> - Corregir la altura de corte hacia arriba - Limpiar el expulsor - Afilar/cambiar cuchillas (taller del servicio de asistencia técnica) - La bolsa de recogida está muy sucia
El recipiente de recogida no se llena de manera óptima	<ul style="list-style-type: none"> - Corregir la altura de corte - Dejar que se seque el césped - Afilar/cambiar cuchillas (taller del servicio de asistencia técnica)
El accionamiento de avance no funciona (si procede)	<ul style="list-style-type: none"> - Ajustar el cable Bowden - Ha saltado/se ha roto la correa trapezoidal - Engranaje defectuoso (taller del servicio de asistencia técnica)



Antes de começar:

Verificação do óleo:

Verificar enchimento do depósito:



Intervalos de manutenção:

Aparelho comprado em (data): _____

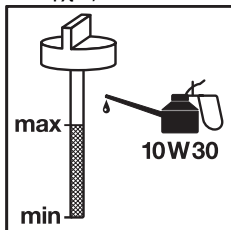
	Intervalo	Efectuado (ano)									
		<input type="checkbox"/>	<input type="checkbox"/>	<input type="checkbox"/>	<input type="checkbox"/>	<input type="checkbox"/>	<input type="checkbox"/>	<input type="checkbox"/>	<input type="checkbox"/>	<input type="checkbox"/>	<input type="checkbox"/>
Mudança de óleo	1 vez por ano (antes do início da estação)	20__	20__	20__	20__	20__	20__	20__	20__	20__	20__
Limpar/ substituir filtro de ar	1 vez por ano (antes do início da estação)	20__	20__	20__	20__	20__	20__	20__	20__	20__	20__
Substituir vela de ignição	De 2 em 2 anos (antes do início da estação)	20__	20__	20__	20__	20__	20__	20__	20__	20__	20__

Diagnóstico de avarias:


Avaria/problema	Solução
O motor não pega	<ul style="list-style-type: none"> - Reabasteça com gasolina - Abra a torneira da gasolina (caso exista) - Prima a alavanca do travão - Acelerador na posição correcta - Substitua a vela de ignição
A potência de corte/do motor diminui	<ul style="list-style-type: none"> - Corrija a altura de corte para cima - Limpe o canal de expulsão - Afie / substitua as lâminas (oficina do serviço de assistência técnica) - Cesto de recolha demasiado sujo
A caixa de recolha não enche de forma ideal	<ul style="list-style-type: none"> - Correção da altura de corte - Deixe a relva secar - Afie / substitua as lâminas (oficina do serviço de assistência técnica)
O accionamento da marcha não funciona (caso exista)	<ul style="list-style-type: none"> - Reajuste o cabo Bowden - Correia trapezoidal solta / rasgada - Redutor com defeito (oficina do serviço de assistência técnica)

GR**Πριν την εκκίνηση:**

Έλεγχος λαδιού:



Έλεγχος στάθμης νεπεόζιτου:

**Διαστήματα συντήρησης:**

Η μηχανή αγοράστηκε στις (ημερομηνία): _____

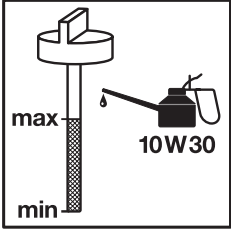
	Διαστήματα	Εκτελέσθηκε (έτος)									
Αλλαγή λαδιού	1 φορά ετησίως (πριν την αρχή της σεζόν)	<input type="checkbox"/>	<input type="checkbox"/>	<input type="checkbox"/>	<input type="checkbox"/>	<input type="checkbox"/>	<input type="checkbox"/>	<input type="checkbox"/>	<input type="checkbox"/>	<input type="checkbox"/>	<input type="checkbox"/>
		20__	20__	20__	20__	20__	20__	20__	20__	20__	20__
Καθαρισμός/ αντικατάσταση φίλτρου αέρα	1 φορά ετησίως (πριν την αρχή της σεζόν)	<input type="checkbox"/>	<input type="checkbox"/>	<input type="checkbox"/>	<input type="checkbox"/>	<input type="checkbox"/>	<input type="checkbox"/>	<input type="checkbox"/>	<input type="checkbox"/>	<input type="checkbox"/>	<input type="checkbox"/>
		20__	20__	20__	20__	20__	20__	20__	20__	20__	20__
Αντικατάσταση του μπουζι	Κάθε 2 έτη (πριν την αρχή της σεζόν)	<input type="checkbox"/>	<input type="checkbox"/>	<input type="checkbox"/>	<input type="checkbox"/>	<input type="checkbox"/>	<input type="checkbox"/>	<input type="checkbox"/>	<input type="checkbox"/>	<input type="checkbox"/>	<input type="checkbox"/>
		20__	20__	20__	20__	20__	20__	20__	20__	20__	20__

Αναζήτηση αιτίας βλάβης:


Βλάβη/Πρόβλημα	Αποκατάσταση
Δεν παίρνει μπροστά ο κινητήρας	- Βάλτε βενζίνη - Ανοίξτε τη βάνα της βενζίνας (εάν υπάρχει) - Πιέστε τον μοχλό πέδησης - Μοχλός γκαζιού στη σωστή θέση - Αντικατάσταση του μπουζι
Μειώνεται η κοπτική ισχύς/ισχύς του κινητήρα	- Διορθώστε το ύψος κοπής προς τα πάνω - Καθαρίστε την οπή εξόδου - Ακονίστε/αντικαταστήστε τα μαχαίρια (τμήμα εξυπηρέτησης πελατών/συνεργείο) - Πολλές ακαθαρσίες στο καλάθι συλλογής
Δεν γεμίζει καλά το καλάθι	- Διόρθωση του ύψους κοπής - Αφήστε τα χόρτα να στεγνώσουν - Ακονίστε/αντικαταστήστε τα μαχαίρια (τμήμα εξυπηρέτησης πελατών/συνεργείο)
Δεν λειτουργεί η μετάδοση κίνησης (εάν υπάρχει)	- Ρυθμίστε το σχοινί εκκίνησης - Βγήκε από τη θέση του/σκίστηκε ο τραπεζοειδής μάντας - Βλάβη του κιβωτίου (τμήμα εξυπηρέτησης πελατών / συνεργείο)

Çalıştırmadan önce:

Yağ kontrolü:



Depoyu kontrol edin:

**Bakım aralıkları:**

Makinenin satın alındığı tarih: _____

	Aralık	Yerine getirildi (yıl)									
Yağ değiştirme	Yılda bir (sezon başında)	<input type="checkbox"/>	<input type="checkbox"/>	<input type="checkbox"/>	<input type="checkbox"/>	<input type="checkbox"/>	<input type="checkbox"/>	<input type="checkbox"/>	<input type="checkbox"/>	<input type="checkbox"/>	<input type="checkbox"/>
		20__	20__	20__	20__	20__	20__	20__	20__	20__	20__
Hava filtresini temizleme/değiştirme	Yılda bir (sezon başında)	<input type="checkbox"/>	<input type="checkbox"/>	<input type="checkbox"/>	<input type="checkbox"/>	<input type="checkbox"/>	<input type="checkbox"/>	<input type="checkbox"/>	<input type="checkbox"/>	<input type="checkbox"/>	<input type="checkbox"/>
		20__	20__	20__	20__	20__	20__	20__	20__	20__	20__
Buji değiştirme	Her 2 yılda bir (sezon başında)	<input type="checkbox"/>	<input type="checkbox"/>	<input type="checkbox"/>	<input type="checkbox"/>	<input type="checkbox"/>	<input type="checkbox"/>	<input type="checkbox"/>	<input type="checkbox"/>	<input type="checkbox"/>	<input type="checkbox"/>
		20__	20__	20__	20__	20__	20__	20__	20__	20__	20__

Arıza arama:

Arıza/Problem	Giderilmesi
Motor çalışmıyor	- Benzin doldurun - Benzin vanasını açın (mevcut olması durumunda) - Fren koluna basın - Gaz kolunu doğru pozisyona getirin - Bujiyi değiştirin
Kesme/ Motor gücü azalıyor	- Kesim yüksekliğini yukarıya ayarlayın - Çim dışarı atma kanalını temizleyin - Bıçakları bileyin / değiştirin (Müşteri Hizmetleri Servisi) - Tutma sepeti aşırı kirlendi
Çim torbası tam optimal dolmuyor	- Kesim yüksekliğini düzeltin - Çimlerin kurumasını bekleyin - Bıçakları bileyin / değiştirin (Müşteri Hizmetleri Servisi)
Tekerlek tahriği çalışmıyor (mevcut olması durumunda)	- Tel mekanizmasını ayarlayın - Kayış yerinden çıkmıştır/kopmuştur - Dişli kutusu arızalı (Müşteri Hizmetleri Servisi)

Ⓓ

Der Nachdruck oder sonstige Vervielfältigung von Dokumentation und Begleitpapieren der Produkte, auch auszugsweise ist nur mit ausdrücklicher Zustimmung der ISC GmbH zulässig.

Ⓒ

The reprinting or reproduction by any other means, in whole or in part, of documentation and papers accompanying products is permitted only with the express consent of ISC GmbH.

Ⓕ

La réimpression ou une autre reproduction de la documentation et des documents d'accompagnement des produits, même incomplète, n'est autorisée qu'avec l'agrément exprès de l'entreprise ISC GmbH.

Ⓘ

La ristampa o l'ulteriore riproduzione, anche parziale, della documentazione o dei documenti d'accompagnamento dei prodotti è consentita solo con l'esplicita autorizzazione da parte della ISC GmbH.

Ⓢ

Eftertryck eller annan duplicering av dokumentation och medföljande underlag för produkter, även utdrag, är endast tillåtet med uttryckligt tillstånd från ISC GmbH.

ⒽⓇⓈⓂ

Naknadno tiskanje ili slična umnožavanja dokumentacije i pratećih papira ovih proizvoda, čak i djelomično kopiranje, moguće je samo uz izričito dopuštenje tvrtke ISC GmbH.

ⓇⓈ

Potpuno ili delimično štampanje ili umnožavanje dokumentacije i službenih papira koji su priloženi proizvodu dozvoljeno je samo uz izričitu saglasnost firme ISC GmbH.

ⓃⓁ

Nadruk of andere reproductie van documentatie en geleidepapieren van de producten, geheel of gedeeltelijk, enkel toegestaan mits uitdrukkelijke toestemming van ISC GmbH.

Ⓔ

La reimpresión o cualquier otra reproducción de documentos e información adjunta a productos, incluida cualquier copia, sólo se permite con la autorización expresa de ISC GmbH.

Ⓟ

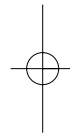
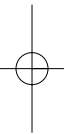
A reprodução ou duplicação, mesmo que parcial, da documentação e dos anexos dos produtos, carece da autorização expressa da ISC GmbH.

ⓈⓇ

Η ανατύπωση ή άλλη αναπαραγωγή τεκμηρίωσης και συνοδευτικών φυλλαδίων των προϊόντων της εταιρείας, ακόμη και σε αποσπάσματα, επιτρέπεται μόνο μετά από ρητή έγκριση της εταιρείας ISC GmbH.

ⓉⓇ

Ürünlerinin dokümantasyonu ve evraklarının kısmen olsa dahi kopyalanması veya başka şekilde çoğaltılması, yalnızca ISC GmbH firmasının özel onayı alınmak şartıyla serbesttir.



EH 07/2010 (01)

