



# Einhell

## CLASSIC

Grinding and Engraving Tool

**TC-MT 150 E**

**Item No.: 4419380**

Ident No.: 21013

Bar Code: 4006825673968

The Einhell grinding and engraving tool TC-MT 150 E is a versatile companion. The performance can be optimally adapted to the respective material and application with a 6-stage rpm electronic function. The spindle lock enables a simple and comfortable tool exchange. Optimal results are possible thanks to the pencil located on the 100 cm long, flexible shaft. The engraving pencil fits perfectly in your hand due to its narrow design. The device holder is provided with an accessory holder for frequently used accessories and can be hung on the wall as needed or placed safely on the workbench using the rubberized feet. The delivery includes a 117-part accessory set.

## Features & Benefits

- For machining e.g. glass, wood, stone & metal
- Ideal for minor repairs or crafts
- 6-stage rpm electronics to adapt to the material
- Spindle lock for easy tool exchange
- Flexible shaft with fine tip for precision work
- Convenient cable winding on the device holder
- Ergonomic handle with Softgrip feature
- Holder for frequently used accessories integrated into base station
- Rubberised feet for secure station positioning
- Including device holder with integrated eyelets for hanging up
- Including 117-piece accessory set in practical storage box



## Technical Data

- |                |                                 |
|----------------|---------------------------------|
| - Mains supply | 220-240 V   50 Hz               |
| - Power        | 150 W                           |
| - Idle speed   | 10000 - 35000 min <sup>-1</sup> |

## Logistic Data

- |                                      |                    |
|--------------------------------------|--------------------|
| - Product weight                     | 0.6                |
| - Gross weight single packaging      | 2.22 kg            |
| - Dimensions single packaging        | 301 x 227 x 134 mm |
| - Pieces per export carton           | 4 Pieces           |
| - Gross weight export carton         | 9.5 kg             |
| - Dimensions export carton           | 460 x 315 x 295 mm |
| - Container quantity (20"/40"/40"HC) | 2600   5200   6200 |




ELECTRONIC  
10.000 - 35.000 min<sup>-1</sup>



SPINDLE LOCK



SPINDLE LOCK




WALL HOLDER




FLEXIBLE SHAFT



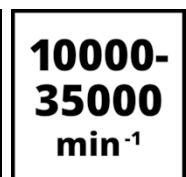
117 PCS ACCESSORY



SPEED  
ELECTRONIC



SPEED  
ELECTRONIC



## Available as special accessories



Accessories set engraving tool  
Schleif-/ Gravur-Werkzeug-Zub.  
Item No.: 49510950  
Bar Code: 4009315109503  
Einhell Accessory