



# Einhell

## ACCESSORY

System Carrying Case

**E-Case Adapterplatte**

**Item No.: 4540043**

Ident No.: 21014

Bar Code: 4006825683530

The Einhell E-Case adapter plate is part of the modular E-Case system and serves as a connector between Einhell E-Cases (without half-size locking) and half-size E-Cases for secure combinations. With the locking system, cases and system cases can be securely fixed, including half-size system cases. Made of polypropylene, the plate is heat-resistant, impact-resistant, and can be mounted on walls or floors using M8 hexagon bolts. It supports up to 25 kg (wall-mounted) and 90 kg (on an E-Case or floor). Includes one adapter plate; additional modules sold separately.

## Features & Benefits

- Original Einhell accessory for E-Case system
- Suitable for all Einhell E-Cases for versatile use
- Connector interface that links E-Cases with half-size E-Cases
- Locking system ensures secure stacking and connection of cases
- Integrated lock designed for half-size system cases
- Flexible mounting options for walls or floors
- Made of high-quality polypropylene for durability
- Heat-resistant and impact-resistant construction for longevity
- Supports up to 90 kg when mounted on an E-Case or the floor
- Carries up to 25 kg when securely mounted on a wall
- Includes pre-drilled holes for M8 bolts




## Technical Data

- |                      |       |
|----------------------|-------|
| - Max. total payload | 90 kg |
|----------------------|-------|

## Logistic Data

- |  |                    |
|--|--------------------|
| - Product weight (kg)                  | 0.84               |
| - Gross weight (kg)                    | 1.07               |
| - Dimensions single packaging          | 440 x 306 x 40 mm  |
| - Pieces per export carton             | 1 Pieces           |
| - Gross weight of export carton        | 1.3 kg             |
| - Dimensions export carton             | 455 x 350 x 50 mm  |
| - Container quantities (20"/40"/40"HC) | 3901   8131   9196 |



CONNECTABLE

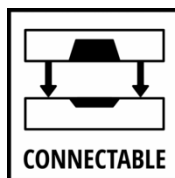


HALF SIZE LOCKING



WALL FIXATION POSSIBLE

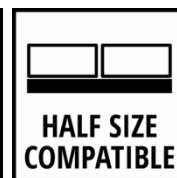
**E-CASE-SYSTEM**



CONNECTABLE



max. 25 kg



HALF SIZE  
COMPATIBLE