



# Alu-Hängeboard HB2

**(D)** Montageanleitung

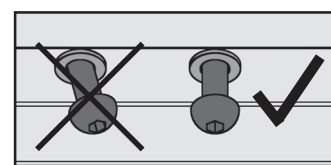
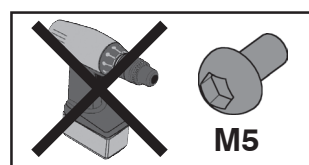
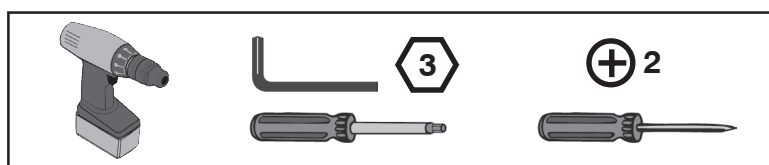
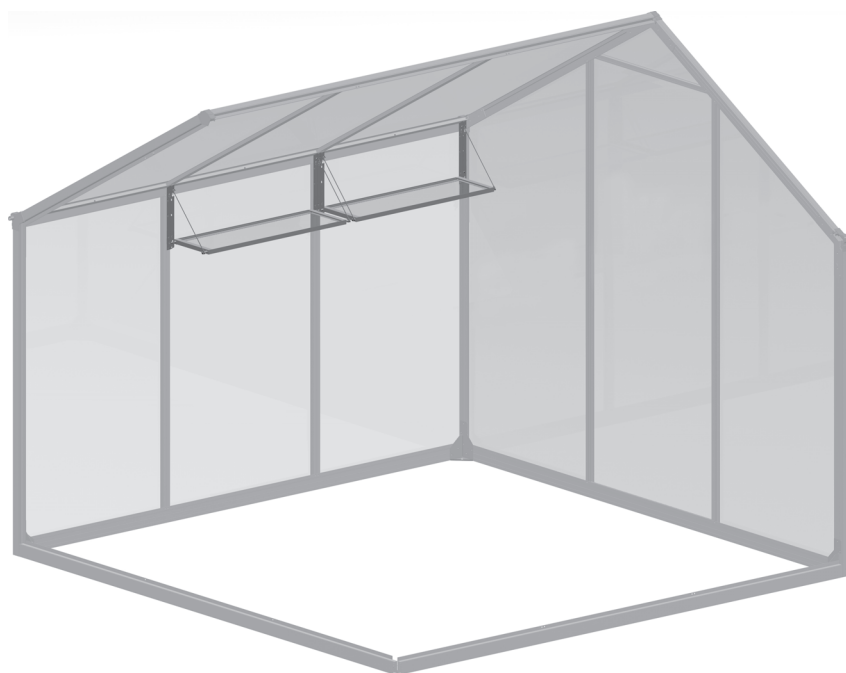

**(GB)** Assembly Instructions

**(I)** Istruzioni per il montaggio

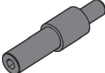
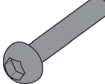

**(F)** Instructions de montage

**(NL)** Montage-instructies

**(DK)** Montagevejledningen





	Position	Artikel-Nr.	Form	Bezeichnung	Größe mm	Menge
<b>KIT A</b>	<b>1</b>	086.50.001.90		Scharnierbolzen kurz	15	2
	<b>2</b>	086.50.002.19		Distanzhülse kurz	-	2
	<b>3</b>	086.50.002.29		Montageblech	-	1
	<b>4</b>	086.50.002.38		Linsenkopfschraube	M5 x 20	2
<b>KIT B</b>	<b>5</b>	086.50.002.13		Scharnierbolzen lang	28	2
	<b>6</b>	086.50.002.20		Distanzhülse lang	-	2
	<b>7</b>	086.50.002.95		Linsenkopfschraube	M5 x 35	2
<b>8</b>	086.50.002.14		Abstützung Board	288	2	
<b>9</b>	086.50.002.21		Strebenführung	-	2	
<b>10</b>	086.50.002.35		Ablageboard schmal	210 x 704	1	
<b>11</b>	086.50.004.91		Trägerprofil	269	2	
<b>12</b>	086.50.521.70		Bohrschraube	4,2 x 13	2	

