

## Service information

We have competent service partners in all countries named on the guarantee certificate whose contact details can also be found on the guarantee certificate. These partners will help you with all service requests such as repairs, spare and wearing part orders or the purchase of consumables.

Please note that the following parts of this product are subject to normal or natural wear and that the following parts are therefore also required for use as consumables.

Category	Example
Wear parts*	Carbon brushes, V-belt
Consumables*	Blade
Missing parts	

\* Not necessarily included in the scope of delivery!

In the effect of defects or faults, please register the problem on the internet at [www.isc-gmbh.info](http://www.isc-gmbh.info). Please ensure that you provide a precise description of the problem and answer the following questions in all cases:

- Did the equipment work at all or was it defective from the beginning?
- Did you notice anything (symptom or defect) prior to the failure?
- What malfunction does the equipment have in your opinion (main symptom)? Describe this malfunction.

## Declaration of conformity

**ISC GmbH · Eschenstraße 6 · D-94405 Landau/Isar**



explains the following conformity according to EU directives and norms for the following product

### Electric Lawn Mower ELM-1250U (Ozito)

- |   |   |
|---|---|
| <input type="checkbox"/> 2014/29/EU             | <input checked="" type="checkbox"/> 2006/42/EC                          |
| <input type="checkbox"/> 2005/32/EC_2009/125/EC | <input type="checkbox"/> Annex IV                                       |
| <input type="checkbox"/> 2014/35/EU             | Notified Body:  |
| <input type="checkbox"/> 2006/28/EC             | Notified Body No.:  |
| <input checked="" type="checkbox"/> 2014/30/EU  | Reg. No.:   |
| <input type="checkbox"/> 2014/32/EU             | <input checked="" type="checkbox"/> 2000/14/EC_2005/88/EC               |
| <input type="checkbox"/> 2014/53/EC             | <input type="checkbox"/> Annex V  |
| <input type="checkbox"/> 2014/68/EU             | <input checked="" type="checkbox"/> Annex VI                            |
| <input type="checkbox"/> 90/396/EC_2009/142/EC  | Noise: measured $L_{WA} = 94.6$ dB (A); guaranteed $L_{WA} = 96$ dB (A) |
| <input type="checkbox"/> 89/686/EC_96/58/EC     | P = 1.25 KW; L/Ø = 33 cm  |
| <input checked="" type="checkbox"/> 2011/65/EU  | Notified Body: Société Nationale de Certification et D' Homologation    |
|   | <input type="checkbox"/> 2012/46/EU                                     |
|   | Emission No.:   |

Standard references: EN 60335-1; EN 60335-2-77; EN 62233;  
EN 55014-1; EN 55014-2; EN 61000-3-2; EN 61000-3-3

Landau/Isar, den 06.12.2016

  
Weichselgartner/General-Manager

  
Wang/Product-Management

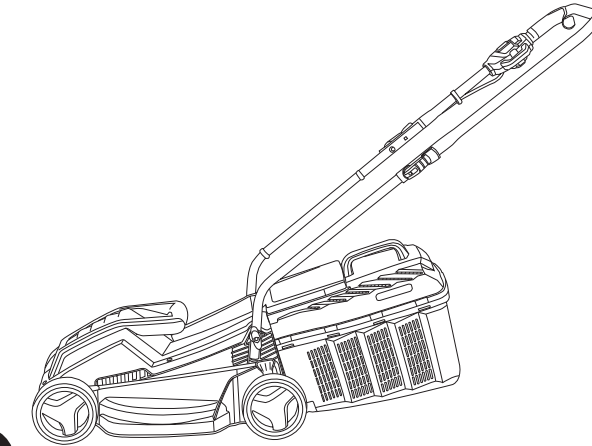
First CE: 16  
Art.-No.: 34.001.96 I.-No.: 11016  
Subject to change without notice

Archive-File/Record: NAPR015415  
Documents registrar: R. Gehard  
Wiesenweg 22, D-94405 Landau/Isar

**ozito**

**ELM-1250U**

**GB Additional operating & safety instructions Electric Lawn Mower**



**Danger!** Read the directions for use before operating the equipment.




**Caution!** Keep the power cable away from the cutters!



**Caution!** Keep all other persons away from the danger zone.



Guaranteed sound power level: 96 dB



**Caution! Sharp blades!** Pull out the safety plug before carrying out any repair work or if the power cable is damaged. The blades will continue to rotate after the motor is switched off.

The reprinting or reproduction by any other means, in whole or in part, of documentation and papers accompanying products is permitted only with the express consent of the iSC GmbH.

Subject to technical changes

### Items supplied

Please check that the article is complete as specified in the scope of delivery. If parts are missing, please contact our service center or the sales outlet where you made your purchase at the latest within 5 working days after purchasing the product and upon presentation of a valid bill of purchase. Also, refer to the warranty table in the service information at the end of the operating instructions.

- Open the packaging and take out the equipment with care.
- Remove the packaging material and any packaging and/or transportation braces (if available).
- Check to see if all items are supplied.
- Inspect the equipment and accessories for transport damage.
- If possible, please keep the packaging until the end of the guarantee period.

### Danger!

**The equipment and packaging material are not toys. Do not let children play with plastic bags, foils or small parts. There is a danger of swallowing or suffocating!**

### Proper use

The lawn mower is intended for private use i.e. for use in home and gardening environments.

Private use of the lawn mower refers an annual operating time generally not exceeding that of 50 hours, during which time the equipment is primarily used to maintain small-scale, residential lawns and home/hobby gardens. Public facilities, sporting halls, and agricultural/forestry applications are excluded.

Important. Due to the high risk of bodily injury to the user, the lawn mower may not be used to trim bushes, hedges or shrubs, to cut scaling vegetation, planted roofs, or balcony-grown grass, to clean (suck up) dirt and debris off walkways, or to chop up tree or hedge clippings. Moreover, the lawn mower may not be used as a power cultivator to level out high areas such as molehills.


For safety reasons, the lawn mower may not be used as a drive unit for other work tools or toolkits of any kind, unless they have been expressly permitted by the manufacturer.

The equipment is to be used only for its prescribed purpose. Any other use is deemed to be a case of misuse. The user / operator and not the

manufacturer will be liable for any damage or injuries of any kind caused as a result of this.

Please note that our equipment has not been designed for use in commercial, trade or industrial applications. Our warranty will be voided if the machine is used in commercial, trade or industrial businesses or for equivalent purposes.

### Technical data

Mains voltage: ..... 220-240 V ~ 50Hz  
Power input: ..... 1250 W  
Motor speed: ..... 3300 min<sup>-1</sup>  
Cutting width: ..... 33 cm  
Cutting height adjustment: ..... 20-60 mm; 5 levels  
Grass basket capacity: ..... 30 liters  
L<sub>pA</sub> sound pressure level: ..... 74.6 dB(A)  
L<sub>pA</sub> at the operator position: ..... 82.5 dB(A)  
K<sub>pA</sub> uncertainty: ..... 3 dB(A)  
L<sub>WA</sub> sound power level: ..... 96 dB(A)  
K<sub>WA</sub> uncertainty: ..... 3 dB(A)  
Vibration at the handlebars ah: ..... ≤ 2.5 m/s<sup>2</sup>  
K uncertainty: ..... 1.5 m/s<sup>2</sup>  
Protection class:..... II /   
Weight:..... 11.1 kg

Sound and vibration values were measured in accordance with the standards EN ISO 3744:1995, EN ISO 11201:1995 and EN ISO 20643:2005.

### Keep the noise emissions and vibrations to a minimum.

- Only use appliances which are in perfect working order.
- Service and clean the appliance regularly.
- Adapt your working style to suit the appliance.
- Do not overload the appliance.
- Have the appliance serviced whenever necessary.
- Switch the appliance off when it is not in use.
- Wear protective gloves.

### Caution!

#### Residual risks

**Even if you use this electric power tool in accordance with instructions, certain residual risks cannot be ruled out. The following hazards may arise in connection with the equipment's construction and layout:**

1. Lung damage if no suitable protective dust mask is used.
2. Damage to hearing if no suitable ear protection is used.
3. Health damage caused by hand-arm vibrations if the equipment is used over a prolonged period or is not properly guided and maintained.



For EU countries only

Never place any electric power tools in your household refuse.

To comply with European Directive 2012/19/EC concerning old electric and electronic equipment and its implementation in national laws, old electric power tools have to be separated from other waste and disposed of in an environment-friendly fashion, e.g. by taking to a recycling depot.

Recycling alternative to the return request:

As an alternative to returning the equipment to the manufacturer, the owner of the electrical equipment must make sure that the equipment is properly disposed of if he no longer wants to keep the equipment. The old equipment can be returned to a suitable collection point that will dispose of the equipment in accordance with the national recycling and waste disposal regulations. This does not apply to any accessories or aids without electrical components supplied with the old equipment.

This equipment is not allowed to be used by children. Children should be supervised so that they do not play with the equipment. Children are not allowed to carry out the cleaning or maintenance. This equipment is not allowed to be used by people with limited physical, sensory or mental capacities or by those with insufficient knowledge or experience unless they are supervised or instructed by a person who is responsible for them.

If the power cable for this equipment is damaged, it must be replaced by the manufacturer or its after-sales service or similarly trained personnel to avoid danger.