

**RED**

RT-TS 1725 U

Table saw with underframe


The RT-TS 1725 U table saw has been designed for stationary and mobile application. The easy-to-install table extensions provide a large work surface. The RT-TS 1725 U has been designed for multi-purpose applications: ripping and crosscuts of lumber, chipboard, plywood, multiplex board, veneered board and plastics. The table saw is very quiet and smooth running. Its compact design, ease of handling during transport and its powerful performance make it also ideal for outdoor use, e.g. at construction sites and for interior decorating work. The saw can be tilted up to 45° for mitre cuts.


The sturdy underframe turns the table saw into a sturdy stand-alone saw which can be used at optimum working heights.



Features

- Powder-coated extension table
- Powder-coated housing
- Saw blade angle adjustment with scale
- Saw blade height adjustment
- Cross fence with angle adjustment
- Anodised table surface for advanced anti-friction property
- Saw blade protection with dust exhaust
- Parallel stop with aluminium guide
- Lens for number scale
- Push stick with clamp
- Carbide-tipped saw blade
- Laser for perfect cuts






RED

RT-TS 1725 U

Table saw with underframe



Anodised table surface for advanced anti-friction properties

Saw blade protection with dust exhaust

Parallel stop with aluminium guide

Powder coated table broadening and table extension

Laser for perfect cuts

Handles for easy transport

Crimping flange to fix the parallel stop

Easy-to-mount underframe

Cross fence with angle scale

Saw blade angle adjustment with scale

Saw blade height adjustment



As special accessories available:

TCT saw blade Ø 250 x Ø 30 mm 24 teeth
 TCT saw blade Ø 250 x Ø 30 mm 48 teeth
 TCT saw blade Ø 250 x Ø 30 mm 60 teeth

Art.No.:

43.111.10
 43.111.11
 43.111.13

Logistic Information

| | |
|----------------------|---------------------|
| Type: | RT-TS 1725 U |
| Art.-No.: | 43.406.47 |
| Ident-No.: | 01017 |
| Bar code: | 4006825 541311 |
| Packing: | 800 x 570 x 360 mm |
| Sales unit: | 1 pc |
| 20'': | 165 pcs |
| 40'': | 345 pcs |
| 40'' HC: | --- pcs |
| Net weight: | 33.5 kg |
| Gross weight: | 34.5 kg |

Technical Data

| | |
|-----------------------------------|---------------------------------|
| ■ Mains: | 230 V ~ 50 Hz |
| ■ Power: | 1,700 W S6 40% |
| ■ Idle speed: | 4,800 min ⁻¹ |
| ■ Cutting height | 90°: 73 mm 45°: 53 mm |
| ■ Saw blade: | Ø 250 x Ø 30 x 2.8 mm, 24 teeth |
| ■ Saw blade rotation range: | 0 – 45° |
| ■ Cross fence tiltable: | 2 x 0 – 45° |
| ■ Table size: | 626 x 445 mm |
| ■ Table broadening left/right: | 626 x 250 mm |
| ■ Table extension back side: | 445 x 320 mm |
| ■ Height without underframe: | 330 mm |
| ■ Working height with underframe: | 900 mm |
| ■ Connection for dust extraction: | Ø 35 mm |