





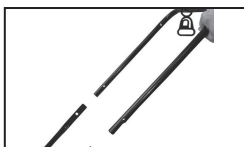

## ELECTRIC LAWNMOWER Quick Set-Up Guide

### Using The Lawnmower

#### **ALWAYS READ THE SAFETY WARNINGS PRIOR TO USE.**

Lawnmower Assembly (If in doubt, ALWAYS refer to the instruction booklet before continuing): -

- 1 Ensure that the stress relief clip is fitted onto the lower push-bar, prior to completing the push-bar assembly to the lawnmower, and ensure that all screws and hand wheels are fitted and are tight. Then attach the power cable to the push-bar with the cable clips supplied.
- 2 Assemble the frame for the grass collection device, and fit the bag over it. (Ensure that the bag is correctly fastened in place). With one hand lift the ejector flap on the lawnmower and with the other hand hook the bag in place (from the top).
- 3 If necessary, adjust the height of the cut to another of the 6 positions. Push down the sprung knob and rotate clockwise to lower, or anti-clockwise to higher, then pull the knob back up.
- 4 Only now connect the extension mains cable to the lawnmower, uncoil the cable and attach to the stress relief clip before you connect to the mains supply. The safety switch button on the handle must be operated before the switch lever will operate the switch, to turn on.



**READ ALL THE WARNINGS CONTAINED IN THE INSTRUCTION BOOKLET.**

Helpline No. UK/Northern Ireland 0151 6491500 Rep. Ireland 1890 946244  
Model Number: 7781



## ELECTRIC LAWNMOWER Quick Set-Up Guide

### Safety precautions

- 1 RELEASE THE SWITCH LEVER, TO STOP THE LAWNMOWER.
- 2 Caution rotating blade. Always switch off and disconnect from the mains, and wait until the blade has stopped before altering any settings, carrying out any maintenance, inspection, or cleaning of the lawnmower. Always switch off the lawn mower before lifting, or carrying it.
- 3 Before use, always inspect the mower for signs of wear or damage. Never use the mower in wet conditions; in enclosed or poorly ventilated rooms; or if there are inflammable or explosive fluids, liquids or gases nearby; or if the mains cable has been snagged or appears damaged. Disconnect the plug immediately from the power supply if the mower suffers from unusual vibrations.
- 4 Always keep other people, children and pets at least 10m away from the lawnmower while it is working.
- 5 Always work in good light, wear strong anti slip footwear and trousers. Ensure your feet are a good distance from the cutting blade.
- 6 Never allow children or others who are not familiar with the operating instructions to use this lawnmower.



Helpline No. UK/Northern Ireland 0151 6491500 Rep. Ireland 1890 946244  
Model Number: 7781