

Planer PS-HO 900

Art.-No.: **44.711.12**

Bar-Code: 4006825511000

Sales Unit: 4 pcs

Light and handy electric planer with integrated dust catch bag for quick and neat planing and taper work. The dust collection bag can be installed on the left side and on the right side of the tool. The precise depth adjustment and the reversible planning knives ensures a clean working. With the help of the parallel guide stages up to a height of 18 mm can be planed.

Features:




- Adjustable chipping depth (1)
- Dust collection bag (2)
- Parallel guide (3)
- Adjustable folding depth (4)
- Large knife wave for optimal working results (5)
- 3 V – grooves for easy bevel (6)
- **Housing surface “softpainted”**

Technical Data:

- Mains: 230 V ~ 50 Hz
- Power: 900 watts
- Idle speed: 15.000 min⁻¹
- Chipping depth: 0-3 mm
- Planing width: 82 mm
- Folding depth: 0-18 mm
- Main cable length: 3 m
- Weight: 5.6 kg
- Packing dimension: 413 x 205 x 324 mm

Standard accessory:

- 1 Spare driving belt (7)
- 2 Spare knives (8)
- Transport and storage case (9)



As special accessory available:

Accessory for PS-HO 900
knife+driving belt

Art.-No.: **43.102.10**

Bar-Code.: 4006825 456 004