

Service information

We have competent service partners in all countries named on the guarantee certificate whose contact details can also be found on the guarantee certificate. These partners will help you with all service requests such as repairs, spare and wearing part orders or the purchase of consumables.

Please note that the following parts of this product are subject to normal or natural wear and that the following parts are therefore also required for use as consumables.

Category	Example
Wear parts*	Carbon brushes, Battery
Consumables*	Blade
Missing parts	

* Not necessarily included in the scope of delivery!



In the effect of defects or faults, please register the problem on the internet at www.isc-gmbh.info. Please ensure that you provide a precise description of the problem and answer the following questions in all cases:

- Did the equipment work at all or was it defective from the beginning?
- Did you notice anything (symptom or defect) prior to the failure?
- What malfunction does the equipment have in your opinion (main symptom)? Describe this malfunction.

The reprinting or reproduction by any other means, in whole or in part, of documentation and papers accompanying products is permitted only with the express consent of the iSC GmbH.

Subject to technical changes

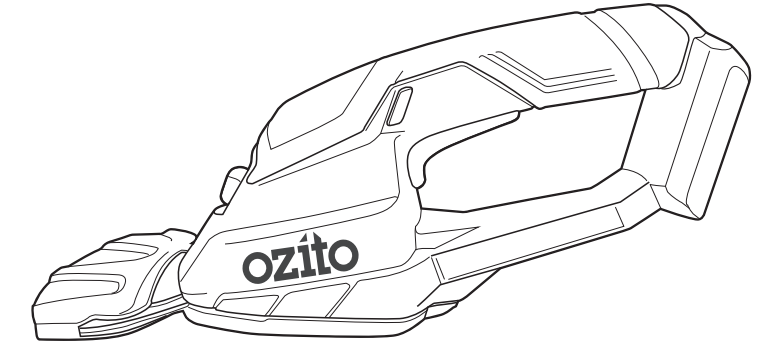
Declaration of conformity

ISC GmbH · Eschenstraße 6 · D-94405 Landau/Isar		CE
explains the following conformity according to EU directives and norms for the following product		
Cordless Grass Trimmer & Shear PXCSS-018U / Fast Charger PXC-030U (Ozito)		
<input type="checkbox"/> 2014/29/EU	<input checked="" type="checkbox"/> 2006/42/EC	
<input type="checkbox"/> 2005/32/EC_2009/125/EC	<input type="checkbox"/> Annex IV	Notified Body: Notified Body No.: Reg. No.:
<input type="checkbox"/> 2014/35/EU	<input checked="" type="checkbox"/> 2000/14/EC_2005/88/EC	
<input type="checkbox"/> 2006/28/EC	<input checked="" type="checkbox"/> Annex V	
<input checked="" type="checkbox"/> 2014/30/EU	<input type="checkbox"/> Annex VI	Noise: measured $L_{WA} = 83,4$ dB (A); guaranteed $L_{WA} = 86$ dB (A) P = KW; L/Ø = cm Notified Body:
<input type="checkbox"/> 2014/32/EU	<input type="checkbox"/> 2004/26/EC	Emission No.:
<input type="checkbox"/> 2014/53/EC		
<input type="checkbox"/> 2014/68/EU		
<input type="checkbox"/> 90/396/EC_2009/142/EC		
<input type="checkbox"/> 89/686/EC_96/58/EC		
<input checked="" type="checkbox"/> 2011/65/EU		
Standard references: EN 60745-1; EN 60745-2-15; EN 60335-1; EN 50636-2-94; EN 62233; EN 55014-1; EN 55014-2		
Landau/Isar, den 25.08.2016	 Weichselgartner/General-Manager	 Gao/Product-Management
First CE: 16 Art.-No.: 34.080.21 I.-No.: 11016 Subject to change without notice	Archive-File/Record: NAPR014213 Documents registrar: R. Gehard Wiesenweg 22, D-94405 Landau/Isar	



PXCSS-018U

GB Additional operating & safety instructions Cordless Grass Trimmer & Shear



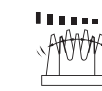
Danger! - Read the operating instructions to reduce the risk of injury



Keep all other persons away from the danger zone.




Protect the tool from the damp and never expose it to rain.



Important! The cutter blades continue to run after the motor is switched off. Wait for the blades to come to a standstill. Risk of injury!



Guaranteed sound power level.



Store the battery only in dry rooms with an ambient temperature of +10°C to +40°C. Place only charged batteries in storage (charged at least 40%-60%).



Protection class II.



For use in dry rooms only.

Items supplied

Please check that the article is complete as specified in the scope of delivery. If parts are missing, please contact our service center or the sales outlet where you made your purchase at the latest within 5 working days after purchasing the product and upon presentation of a valid bill of purchase. Also, refer to the warranty table in the service information at the end of the operating instructions.

- Open the packaging and take out the equipment with care.
- Remove the packaging material and any packaging and/or transportation braces (if available).
- Check to see if all items are supplied.
- Inspect the equipment and accessories for transport damage.
- If possible, please keep the packaging until the end of the guarantee period.

Battery and charger sold separately.
This tool is compatible with all 18V battery and chargers from the Power X Change range.

Danger!

The equipment and packaging material are not toys. Do not let children play with plastic bags, foils or small parts. There is a danger of swallowing or suffocating!

Proper use

The equipment is designed for cutting the edges of lawns and small areas of grass in private and hobby gardens.

Tools for private and hobby gardens are not suitable for use in public facilities, parks and sport centers, along roadways, on farms or in the forestry sector. For the tool to be used properly it is imperative to follow the instructions set out in the manufacturer's directions for use.

The equipment is to be used only for its prescribed purpose. Any other use is deemed to be a case of misuse. The user/operator and not the manufacturer will be liable for any damage or injuries of any kind caused as a result of this.

Please note that our equipment has not been designed for use in commercial, trade or industrial applications. Our warranty will be voided if the machine is used in commercial, trade or industrial businesses or for equivalent purposes.

Technical data

Speed n_0 : 1200/min
Cutting width of the grass cutter: 100 mm
Cutting width of the shrub shears 200 mm
Cutting thickness of the shrub shears 8 mm
 L_{pA} sound pressure level: 63.4 dB (A)
 L_{WA} sound power level: 83.4 dB (A)
K uncertainty..... 2.09 dB (A)
Vibration a_h : ≤ 2.5 m/s²
Sound pressure level
at the operator's ear..... 72 dB (A)
K uncertainty..... 3 dB (A)

The specified vibration value was established in accordance with a standardized testing method. It may change according to how the electric equipment is used and may exceed the specified value in exceptional circumstances.

The specified vibration value can be used to compare the equipment with other electric power tools.

The specified vibration value can be used for initial assessment of a harmful effect.

Keep the noise emissions and vibrations to a minimum.

- Only use appliances which are in perfect working order.
- Service and clean the appliance regularly.
- Adapt your working style to suit the appliance.
- Do not overload the appliance.
- Have the appliance serviced whenever necessary.
- Switch the appliance off when it is not in use.
- Wear protective gloves.

Caution!

Residual risks

Even if you use this electric power tool in accordance with instructions, certain residual risks cannot be ruled out. The following hazards may arise in connection with the equipment's construction and layout:

1. Lung damage if no suitable protective dust mask is used.
2. Damage to hearing if no suitable ear protection is used.
3. Health damage caused by hand-arm vibrations if the equipment is used over a prolonged period or is not properly guided and maintained.



For EU countries only

Never place any electric power tools in your household refuse.

To comply with European Directive 2012/19/EC concerning old electric and electronic equipment and its implementation in national laws, old electric power tools have to be separated from other waste and disposed of in an environment-friendly fashion, e.g. by taking to a recycling depot.

Recycling alternative to the return request:
As an alternative to returning the equipment to the manufacturer, the owner of the electrical equipment must make sure that the equipment is properly disposed of if he no longer wants to keep the equipment. The old equipment can be returned to a suitable collection point that will dispose of the equipment in accordance with the national recycling and waste disposal regulations. This does not apply to any accessories or aids without electrical components supplied with the old equipment.

This consignment contains lithium-ion batteries. In accordance with special provision 188 this consignment is not subject to the ADR regulations. Handle with care. Danger of ignition in case of damage to the consignment package. If the consignment package is damaged: Check and if necessary repackage. For further information contact: 0049 1807 10 20 20 66 (fixed network 14 ct/min, mobile phone max. 42 ct/min) Outside Germany charges will apply instead for a regular call to a landline number in Germany.

Charger indicator / Fast Charger

Indicator status		Explanations and actions
Red LED	Green LED	
Off	Flashing	Ready for use The charger is connected to the mains and is ready for use; there is no battery pack in the charger
On	Off	Charging The charger is charging the battery pack in quick charge mode.
Off	On	The battery is 85%-100% charged and ready for use. (Charging time for 1.5 Ah battery: 30 min) (Charging time for 2.0 Ah battery: 40 min) (Charging time for 3.0 Ah battery: 60 min) (Charging time for 4.0 Ah battery: 80 min) (Charging time for 5.2 Ah battery: 105 min) Action: Take the battery pack out of the charger. Disconnect the charger from the mains supply.
Flashing	Off	Adapted charging The charger is in gentle charging mode. For safety reasons the charging is performed less quickly and takes more than 1 hour. The reasons can be: - The battery pack has not been used for a very long time or an already flat battery was further discharged (exhaustive discharge). - The battery pack temperature is outside the ideal range (between 25° C and 45° C). Action: Wait for the charging to be completed; you can still continue to charge the battery pack.
Flashing	Flashing	Fault Charging is no longer possible. The battery pack is defective. Action: Never charge a defective battery pack. Take the battery pack out of the charger.
On	On	Temperature fault The battery pack is too hot (e.g. due to direct sunshine) or too cold (below 0° C). Action: Remove the battery pack and keep it at room temperature (approx. 20° C) for one day .