



Spend a little Live a lot



Spend a little Live a lot

# User Manual

WITH  
**QUICK  
START  
GUIDE**

## Contents

<b>Pack contents/parts</b> .....	<b>3-4</b>
<b>General information</b> .....	<b>5</b>
Reading and storing the original instruction manual .....	6
Explanation of symbols .....	6
Use and storage of the user guide .....	7
Proper Use .....	7
Reasonably foreseeable misuse .....	8
<b>Safety</b> .....	<b>9</b>
Explanation of the symbols and types of instructions used .....	9
Safety devices .....	10-12
Safety instructions .....	12-26
<b>Set up</b> .....	<b>27-31</b>
Before starting the equipment .....	8
<b>Use</b> .....	<b>32-39</b>
Description of the components and control elements .....	32-34
Operation .....	35-38
Malfunction and remedy (FAQ) .....	39
<b>Cleaning</b> .....	<b>40</b>
<b>Maintenance and servicing</b> .....	<b>41-49</b>
<b>Technical data</b> .....	<b>50</b>
<b>Declaration of conformity</b> .....	<b>51</b>
<b>Warranty</b> .....	<b>52-54</b>
<b>Recycling</b> .....	<b>55</b>

Great care has gone into the manufacture of this product and it should therefore provide you with years of good service when used properly. In the event of product failure within its intended use over the course of the first 3 years after date of purchase, we will remedy the problem as quickly as possible once it has been brought to our attention. In the unlikely event of such an occurrence, or if you require any information about the product, please contact us via our helpline support services, details of which are to be both found in this manual and on the product itself.

If you are not entirely satisfied with this product, please return it to the store where it was purchased and we will be pleased to replace or refund it. This does not affect your statutory rights.



**PRODUCED IN CHINA FOR:**

ALDI STORES LTD., PO BOX 26, ATHERSTONE,  
WARWICKSHIRE, CV9 2SH.

ALDI STORES (IRELAND) LTD.  
PO BOX 726, NAAS, CO. KILDARE.  
Visit us at [www.aldi.com](http://www.aldi.com)

### AFTER SALES SUPPORT

☎ 0151 649 1500    [www.einhell.co.uk](http://www.einhell.co.uk)  
☎ 1890 946244


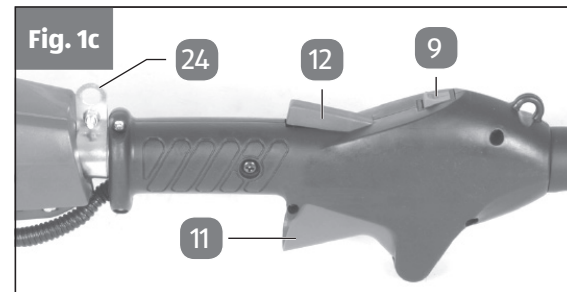

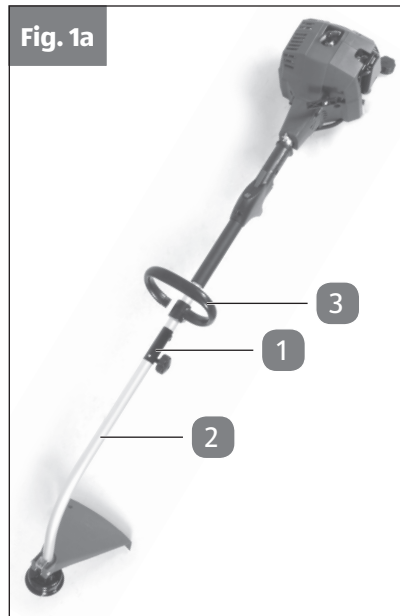
Model: GLPT 2538    PRODUCT CODE: 68998    03/2016



## 25cc Petrol Grass Trimmer



Original instruction manual



### Pack contents/parts

- 1 Upper long handle shaft & engine
- 2 Bottom of long handle shaft
- 3 Steady grip
- 4 Starter line / starter cable
- 5 Choke lever
- 6 2-Stroke fuel tank
- 7 Fuel pump 'primer'
- 8 Air filter housing cover
- 9 ON/OFF switch
- 10 Key for changing the spool
- 11 Throttle lever
- 12 Throttle lock
- 13 Line spool with cutting line
- 14 Cutting line guard hood
- 15 Carrying strap
- 16 Set of screw and nut for guard hood
- 17 Set of screw and nut for steady grip
- 18 Oil/petrol mixing bottle
- 19 Spark plug wrench
- 20 Open-ended spanner 8/10 mm
- 21 Handle screw (Connecting piece)
- 22 Air filter
- 23 Spark plug boot
- 24 Fastening eyelet for carrying strap
- 25 Original operating & safety instructions
- 26 Quick set-up guide

#### Manufacturer's information:

Einhell UK Ltd, Unit 9, Stadium Court, Wirral International Business Park,  
Plantation Road, Bromborough, CH62 3QG

#### AFTER SALES SUPPORT

www.einhell.co.uk 0151 649 1500 1890 946244

Model: **GLPT 2538** PRODUCT CODE: **68998** ON-SALE DATE: **03/2016**

