



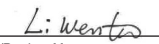
Service information

Please note that the following parts of this product are subject to normal or natural wear and that the following parts are therefore also required for use as consumables.

Category	Example
Wear parts*	Carbon brushes
Consumables*	Cutting wheel
Missing parts	

* Not necessarily included in the scope of delivery!

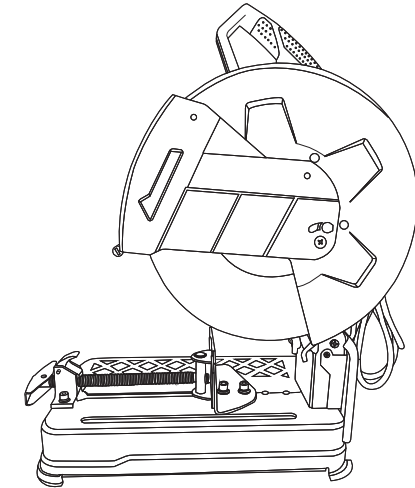
Declaration of conformity

<p>ISC GmbH · Eschenstraße 6 · D-94405 Landau/Isar </p> <p>explains the following conformity according to EU directives and norms for the following product</p>	
<p>Metal Cut-Off Saw MCS-2355U (Ozito)</p>	
<input type="checkbox"/> 2014/29/EU <input type="checkbox"/> 2005/32/EC_2009/125/EC <input type="checkbox"/> 2014/35/EU <input type="checkbox"/> 2006/28/EC <input checked="" type="checkbox"/> 2014/30/EU <input type="checkbox"/> 2014/32/EU <input type="checkbox"/> 2014/53/EC <input type="checkbox"/> 2014/68/EU <input type="checkbox"/> 90/396/EC_2009/142/EC <input type="checkbox"/> 89/686/EC_96/58/EC <input checked="" type="checkbox"/> 2011/65/EU	<input checked="" type="checkbox"/> 2006/42/EC <input type="checkbox"/> Annex IV Notified Body: Notified Body No.: Reg. No.: <input type="checkbox"/> 2000/14/EC_2005/88/EC <input type="checkbox"/> Annex V <input type="checkbox"/> Annex VI Noise: measured L_{WA} = dB (A); guaranteed L_{WA} = dB (A) P = KW; L/Ø = cm Notified Body: <input type="checkbox"/> 2012/46/EU Emission No.:
<p>Standard references: EN 62841-1; EN 61029-2-10; EN 55014-1; EN 55014-2; EN 61000-3-2; EN 61000-3-11</p>	
Landau/Isar, den 25.01.2017  Weichselgartner/General-Manager	 Wentao/Product-Management
First CE: 17 Art.-No.: 30.000.16 I.-No.: 11016 Subject to change without notice	Archive-File/Record: NAPR016069 Documents registrar: R. Gehard Wiesenweg 22, D-94405 Landau/Isar



MCS-2355U

GB Additional operating & safety instructions Metal Cut-Off Saw



Danger! - Read the operating instructions to reduce the risk of injury



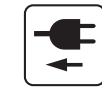
Caution! Wear ear-muffs. The impact of noise can cause damage to hearing.



Caution! Wear a breathing mask. Dust which is injurious to health can be generated when working on wood and other materials. Never use the device to work on any materials containing asbestos!



Caution! Wear safety goggles. Sparks generated during working or splinters, chips and dust emitted by the device can cause loss of sight.



Pull out the plug or battery pack!



Caution! Risk of injury! Do not reach into the running cutting wheel.

The reprinting or reproduction by any other means, in whole or in part, of documentation and papers accompanying products is permitted only with the express consent of the ISC GmbH.

Subject to technical changes

Items supplied

Please check that the article is complete as specified in the scope of delivery. If parts are missing, please contact our service center or the sales outlet where you made your purchase at the latest within 5 working days after purchasing the product and upon presentation of a valid bill of purchase. Also, refer to the warranty table in the service information at the end of the operating instructions.

- Open the packaging and take out the equipment with care.
- Remove the packaging material and any packaging and/or transportation braces (if available).
- Check to see if all items are supplied.
- Inspect the equipment and accessories for transport damage.
- If possible, please keep the packaging until the end of the guarantee period.

Danger!

The equipment and packaging material are not toys. Do not let children play with plastic bags, foils or small parts. There is a danger of swallowing or suffocating!

Proper use

The Metal Cut-Off Saw is designed for cutting metal commensurate with the machine's size.

The equipment is to be used only for its prescribed purpose. Any other use is deemed to be a case of misuse. The user / operator and not the manufacturer will be liable for any damage or injuries of any kind caused as a result of this.

Please note that our equipment has not been designed for use in commercial, trade or industrial applications. Our warranty will be voided if the machine is used in commercial, trade or industrial businesses or for equivalent purposes.

Technical data

AC motor220-240V ~ 50Hz
Power P 2300 W
Idle speed n_0 4000/min
Cutting-off wheel \varnothing 355 x \varnothing 25.4 x 3.2 mm
Base area 460 x 260 mm
Swiveling range -15° to 45°
Max. vise clamping range 230 mm
Saw width at 90° \varnothing 130 / 120 x 120 mm
Saw width at 45° \varnothing 90 / 90 x 90 mm
Weight 16.8 kg
Protection class II/□

Sound and vibration

Sound and vibration values were measured in accordance with EN 61029.

L_{pA} sound pressure level 93 dB(A)
 K_{pA} uncertainty 3 dB
 L_{WA} sound power level 105 dB(A)
 K_{WA} uncertainty 3 dB

⚠ Important!

The vibration value changes according to the area of application of the electric equipment and may exceed the specified value in exceptional circumstances.

The specified vibration value was established in accordance with a standardized testing method. It may change according to how the electric equipment is used and may exceed the specified value in exceptional circumstances.

The specified vibration value can be used to compare the equipment with other electric power tools.

The specified vibration value can be used for initial assessment of a harmful effect.

Keep the noise emissions and vibrations to a minimum.

- Only use appliances which are in perfect working order.
- Service and clean the appliance regularly.
- Adapt your working style to suit the appliance.
- Do not overload the appliance.
- Have the appliance serviced whenever necessary.
- Switch the appliance off when it is not in use.
- Wear protective gloves.

Caution!

Residual risks

Even if you use this electric power tool in accordance with instructions, certain residual risks cannot be ruled out. The following hazards may arise in connection with the equipment's construction and layout:

1. Lung damage if no suitable protective dust mask is used.
2. Damage to hearing if no suitable ear protection is used.
3. Health damage caused by hand-arm vibrations if the equipment is used over a prolonged period or is not properly guided and maintained.



For EU countries only

Never place any electric power tools in your household refuse.

To comply with European Directive 2012/19/EC concerning old electric and electronic equipment and its implementation in national laws, old electric power tools have to be separated from other waste and disposed of in an environment-friendly fashion, e.g. by taking to a recycling depot.

Recycling alternative to the return request:

As an alternative to returning the equipment to the manufacturer, the owner of the electrical equipment must make sure that the equipment is properly disposed of if he no longer wants to keep the equipment. The old equipment can be returned to a suitable collection point that will dispose of the equipment in accordance with the national recycling and waste disposal regulations. This does not apply to any accessories or aids without electrical components supplied with the old equipment.