

Einhell

BLUE

BG-PM 51 S HW-E

Petrol Lawn Mower

Art.-No. 34.007.85

Features

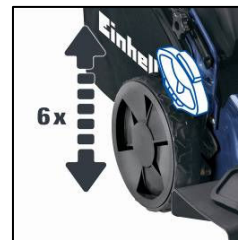

- Ergonomic guidance bar with soft grip (1)
- Guidance bar 3-settings height adjustable (2)
- 1 cylinder, 4-stroke-motor (3)
- Powder-coated sheet steel housing (4)
- Lawn comb (5) and throw off on the side (6)
- Mulch function by mulch adapter (7)
- Highwheeler (large ball bearing wheels) (7)
- Central cutting height adjustment (easy lifting system) (8)
- Half / Half grass collection bin (9)
- E-Start function (10)
- Start tension cable integrated at the guide rail
- Battery charger (11)
- Space-saving storage
- Detachable rear wheel drive
- Full crank shaft
- 12 Volt battery
- Battery charges during mowing even on
- Recommended for surfaces up to 1,800 m²

Technical Data


- Motor: 1 cylinder, 4-stroke-motor
163 ccm
- Motor Power: **2.5 kW (3.4 HP)** with 2,800 rpm
- Fuel: gasoline
- Tank volume: 2 ltrs.
- Motor oil quantity: 0.6 ltrs.
- Cutting width: 51 cm
- Collection bag volume: 70 ltrs.
- Central cutting height-adjustment: 6-fold (30–90 mm)
- Ignition: contact free
- Product weight: 49.0 kg

Logistic Data

- Net weight: 49.4 kg
- Gross weight: 54.1 kg
- Packing dimensions: 905 x 535 x 565 mm
- Bar code: 4006825 577341
- Sales unit: 1 pc



4 IN 1 FUNCTION



As special accessories available:

Spare blade
Einhell Grey

Art.-No.: 34.057.70
Bar code: 4006825 572797

Mulch blade
Einhell Grey

Art.-No.: 34.055.65
Bar code: 4006825 551464

Abbildungen können nicht im Serien-Lieferumfang enthaltenes Zubehör darstellen / Illustrations can contain accessories, which are not included in standard extent of delivery. Abbildungen ähnlich, produktionsbedingte Abweichung vorbehalten / Illustration similar (in design), production-wise modifications reserved.

File: \\aa-fas-2\office\shared-pool\Product-Dokumentation\T-Produktbeschreibung\30_n0t\Originale_Englisch_PA04\3400785_11010.doc

Erstelldatum/create date: 10.08.2011 09:22:00Aktualisiert/up dated: 14.08.2013